



AP 2-D Art and Design Portfolio

Enola Lagrave

2020



Work 1

Sustained Investigation

Height: 13 inches

Width: 18 inches

Material(s): photoshop, DSLR camera

Process(es): Mask, spot healing brush, dodge and burn, levels adjustment



Work 2

Sustained Investigation

Height: 13 inches

Width: 18 inches

Material(s): photoshop, DSLR camera

Process(es): Contrast and vibrancy tool, dodge and burn, levels adjustment



Work 3

Sustained Investigation

Height: 13 inches

Width: 18 inches

Material(s): photoshop, DSLR camera

Process(es): Levels adjustment, spot healing tool, vibrancy tool



Work 4

Sustained Investigation

Height: 13 inches

Width: 18 inches

Material(s): photoshop, DSLR camera

Process(es): Levels adjustment, dodge and burn, contrast tool



Work 5

Sustained Investigation

Height: 13 inches

Width: 18 inches

Material(s): photoshop, DSLR camera

Process(es): Levels adjustment, dodge and burn, contrast tool



Work 6


Sustained Investigation

Height: 13 inches

Width: 18 inches

Material(s): photoshop, DSLR camera

Process(es): Levels adjustment, spot healing tool, dodge and burn



Work 7

Sustained Investigation

Height: 13 inches

Width: 18 inches

Material(s): photoshop, DSLR camera

Process(es): Levels adjustment, spot healing brush, contrast tool



Work 8

Sustained Investigation

Height: 13 inches

Width: 18 inches

Material(s): photoshop, DSLR camera

Process(es): Levels adjustment, contrast tool



Work 9

Sustained Investigation

Height: 18 inches

Width: 13 inches

Material(s): photoshop, DSLR camera

Process(es): Dodge and burn, levels adjustment, contrast and vibrancy tool



Work 10

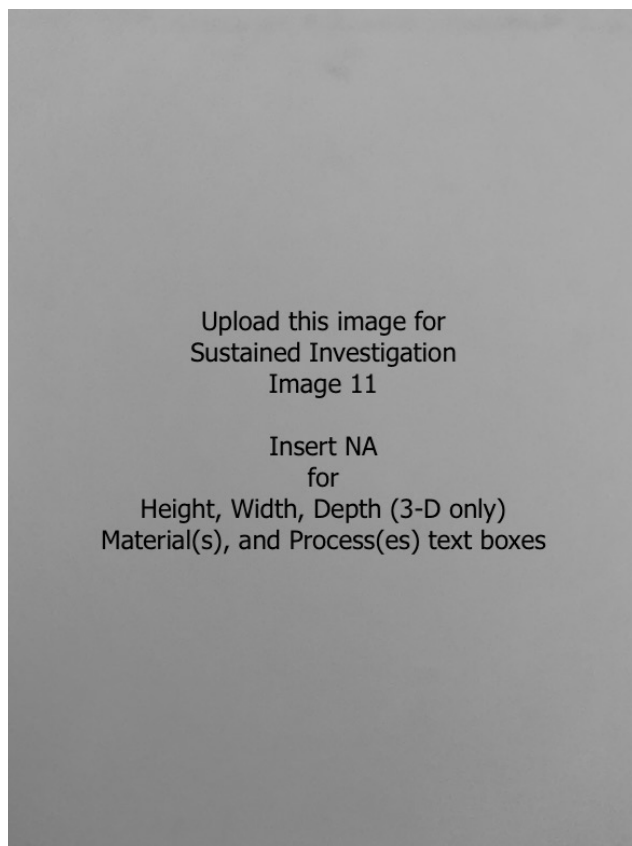
Sustained Investigation

Height: 15 inches

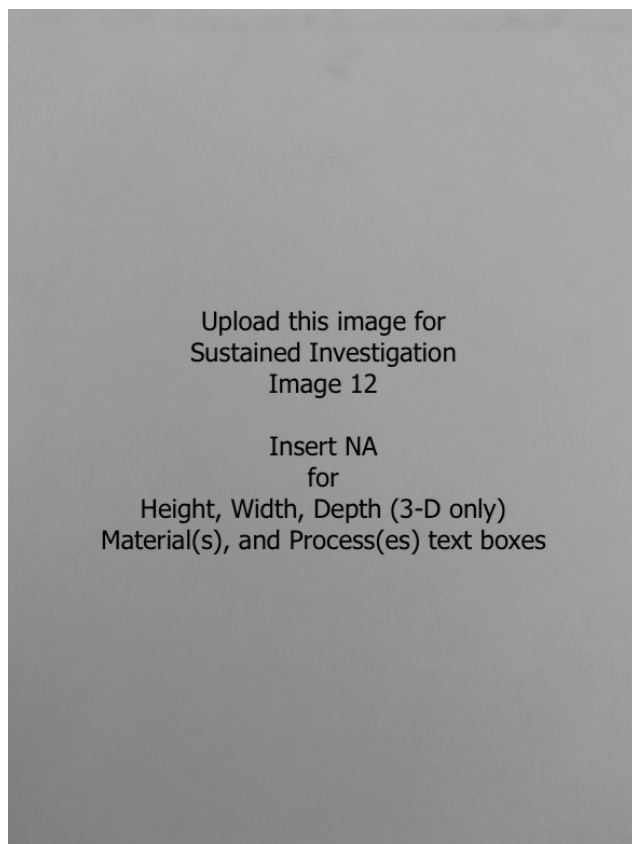
Width: 18 inches

Material(s): photoshop, DSLR camera

Process(es): Dodge and burn, masking, vibrancy and contrast tool, levels adjustment

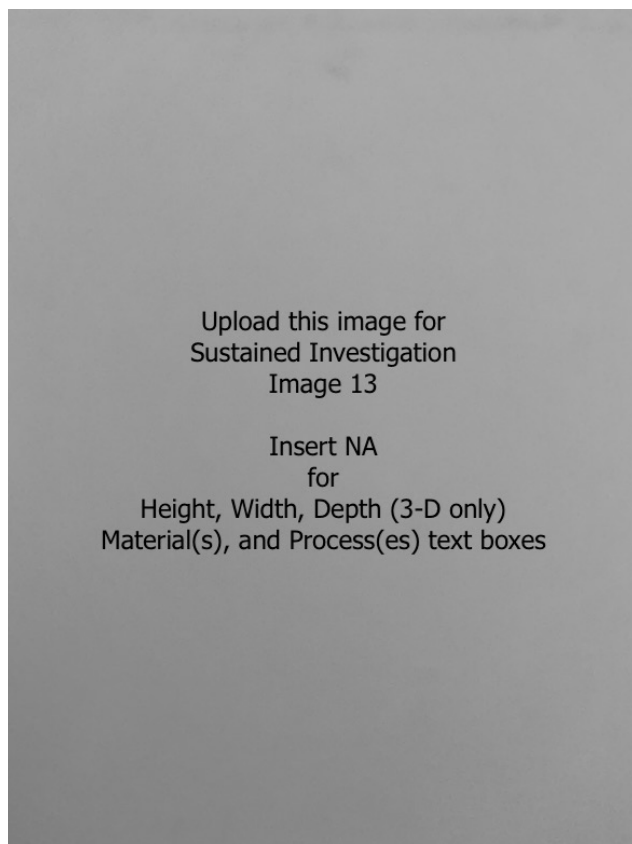
**Work 11**

Sustained Investigation

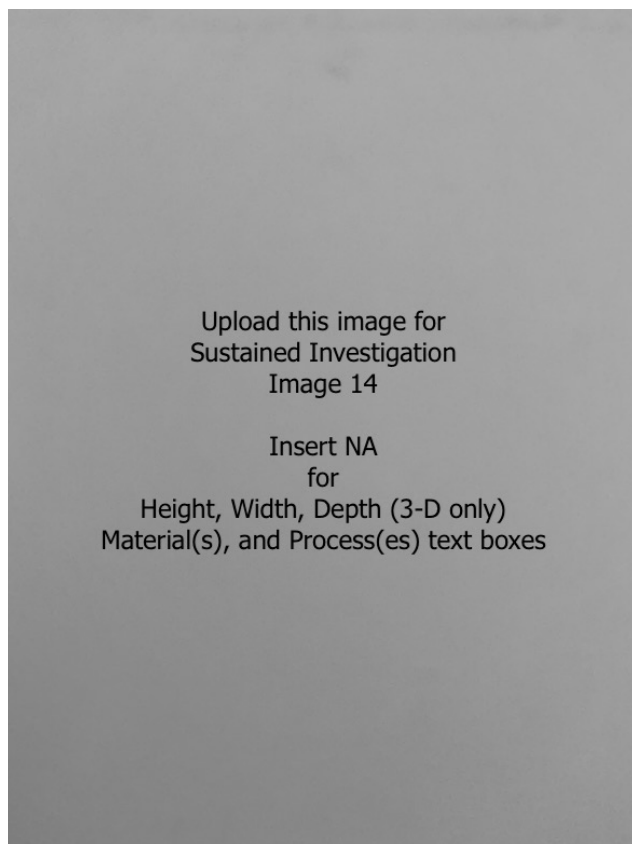
Height: NA**Width:** NA**Material(s):** NA**Process(es):** NA**Work 12**

Sustained Investigation

Height: NA**Width:** NA**Material(s):** NA**Process(es):** NA

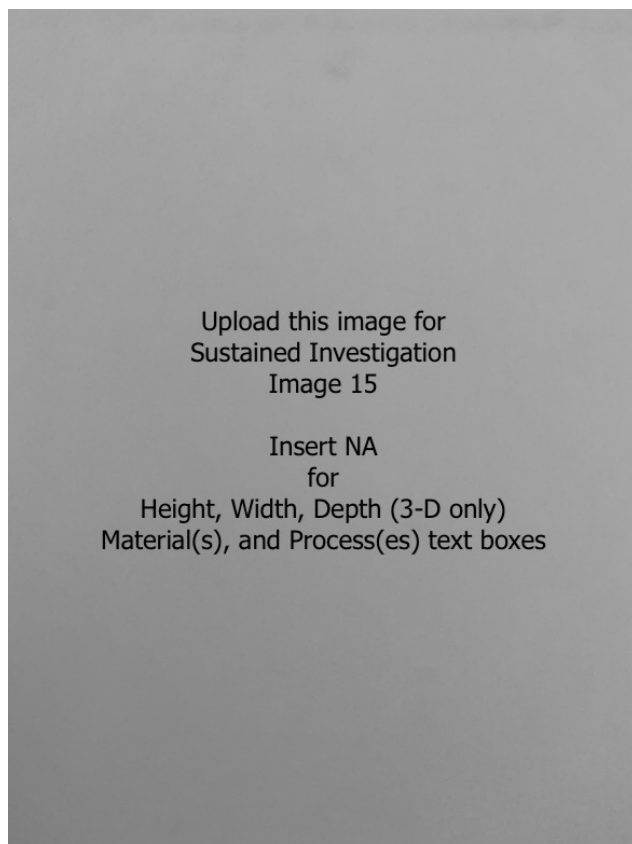
**Work 13**

Sustained Investigation

Height: NA**Width:** NA**Material(s):** NA**Process(es):** NA**Work 14**

Sustained Investigation

Height: NA**Width:** NA**Material(s):** NA**Process(es):** NA



Work 15

Sustained Investigation

Height: NA

Width: NA

Material(s): NA

Process(es): NA

Written Evidence

Sustained Investigation

Identify the question(s) or inquiry that guided your sustained investigation.

Describe how your sustained investigation shows evidence of practice, experimentation, and revision guided by your question(s) or inquiry.

Response:

As technology and innovation have grown, we as people have become more confident in our ability to mold the world and nature as we see fit. We have a huge presence on the planet and because of this, I think people forget that when everything is stripped away, we are simply individuals influenced by our surrounding environment. For my investigation, I chose to explore how small people really are in the face of raw and untouched nature. I wanted to see how a wider perspective in open landscapes could showcase how our perceived importance in this world is insignificant.

For pictures 1,2,3,4, I tried portraying a stronger human presence in nature. The human subject is large and is the main focal point of the picture. As the pictures progress, the human subject becomes less significant and less detailed. For pictures 7 and 8, the subjects are small silhouettes; they are no longer the focus of the picture. As a society, we believe that we are at the center of the world, but as my investigation continued, I wanted to expose how minor we are in large landscapes. Finally pictures 9 and 10 show humans in some of nature's most extreme environments; the desert and the mountains.



Work 1

Selected Works

Height: 15 inches

Width: 18 inches

Ideas(s): The processes I used were all aimed to create depth and space around the main human subject

Material(s): Photoshop, DSLR Camera

Process(es): Dodge and burn, masking, vibrancy and contrast tool, levels adjustment



Work 2

Selected Works

Height: 13 inches

Width: 18 inches

Ideas(s): I wanted the subject to pop out in contrast to the soft and hazy landscape

Material(s): Photoshop, DSLR Camera

Process(es): Levels adjustment, dodge and burn, contrast tool



Work 3

Selected Works

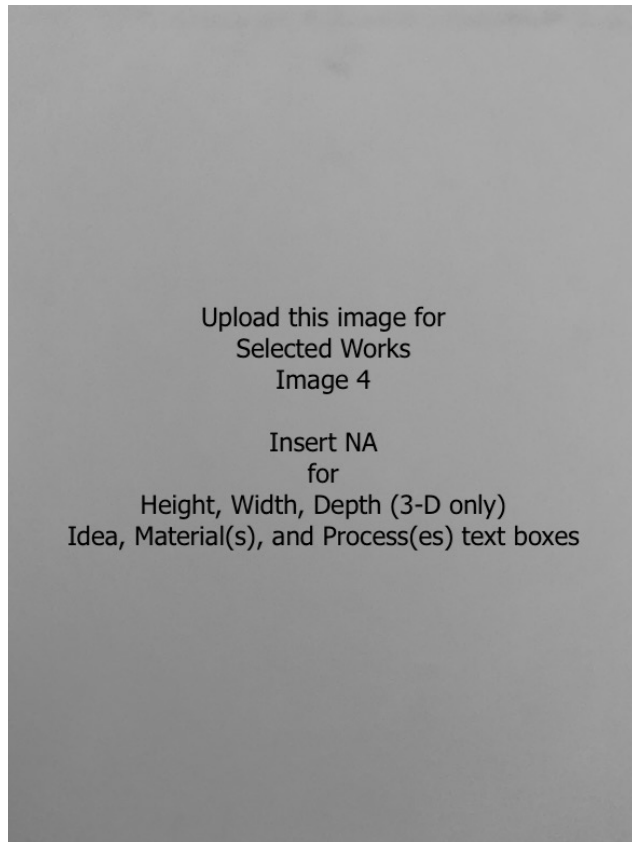
Height: 18 inches

Width: 13 inches

Ideas(s): I wanted the hikers to pop and be detailed so I spent time on the their individual colors

Material(s): Photoshop, DSLR camera

Process(es): Dodge and burn, levels adjustment, contrast and vibrancy tool



Work 4

Selected Works

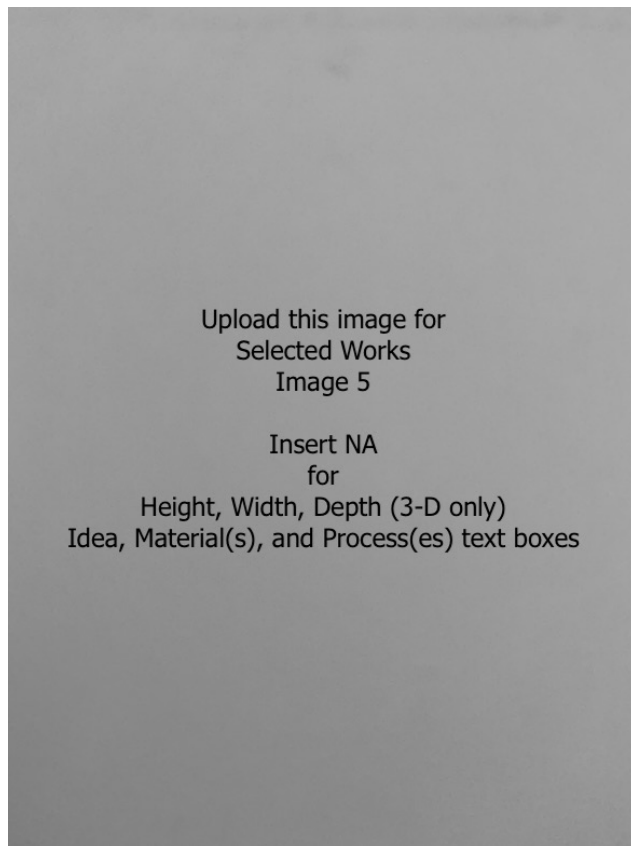
Height: NA

Width: NA

Ideas(s): NA

Material(s): NA

Process(es): NA



Upload this image for
Selected Works
Image 5

Insert NA
for
Height, Width, Depth (3-D only)
Idea, Material(s), and Process(es) text boxes

Work 5

Selected Works

Height: NA

Width: NA

Idea(s): NA

Material(s): NA

Process(es): NA