



AP 2-D Art and Design Portfolio

Maile Kuo

2020



Work 1

Sustained Investigation

Height: 12.9 inches

Width: 19.8 inches

Material(s): DSLR camera and Lightroom

Process(es): photo cropped and rotated, color adjusted, vibrancy increased, sharpness and clarity increased



Work 2


Sustained Investigation

Height: 7.4 inches

Width: 11 inches

Material(s): DSLR camera, Photoshop and Lightroom

Process(es): Sharpness, grain, and texture increased, cooler color tone applied, contrast increased



Work 3

Sustained Investigation

Height: 10.9 inches

Width: 10.3 inches

Material(s): DSLR camera and Lightroom

Process(es): Photo cropped, texture and sharpness were adjusted, color, vibrance, and saturation were increased



Work 4

Sustained Investigation

Height: 9.5 inches

Width: 14.8 inches

Material(s): DSLR camera and Lightroom

Process(es): sharpness increased, color to black and white, grain increased, slight vignette applied



Work 5

Sustained Investigation

Height: 9.2 inches

Width: 14.2 inches

Material(s): DSLR camera and Lightroom

Process(es): photo cropped, clarity and sharpness increased, vibrancy increased



Work 6


Sustained Investigation

Height: 9.15 inches

Width: 14.2 inches

Material(s): DSLR camera and Lightroom

Process(es): photo cropped, vibrancy and saturation adjusted, sharpness and texture increased



Work 7

Sustained Investigation

Height: 7.8 inches

Width: 11.9 inches

Material(s): DSLR camera and Lightroom

Process(es): photo cropped, clarity and texture increased, vibrancy increased, orange and blue adjusted



Work 8

Sustained Investigation

Height: 8.5 inches

Width: 13.6 inches

Material(s): DSLR camera and Lightroom

Process(es): photo cropped, vibrancy and saturation adjusted, color adjusted



Work 9

Sustained Investigation

Height: 9 inches

Width: 13.3 inches

Material(s): DSLR camera, Photoshop and Lightroom

Process(es): Photo cropped, texture and clarity increased, color, vibrance, and blue/orange saturation increased



Work 10

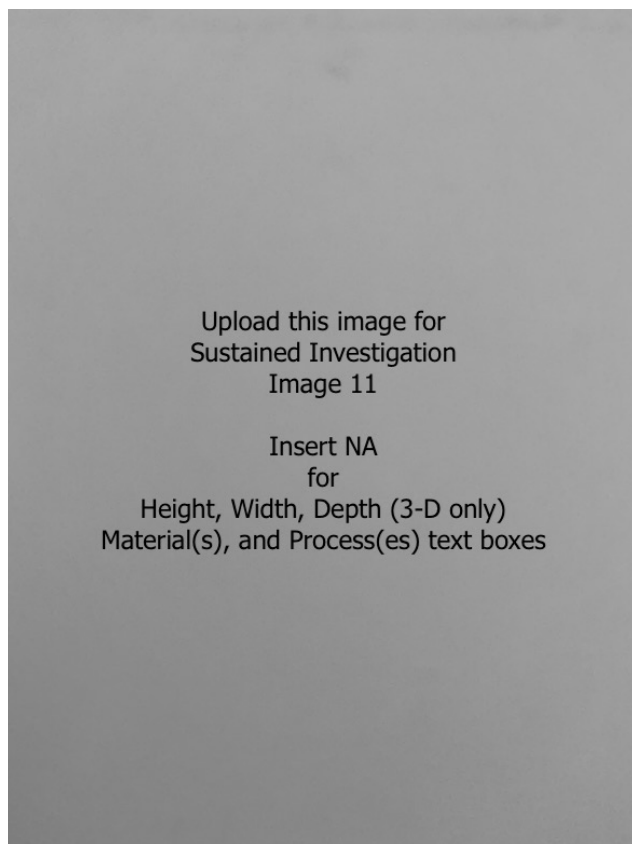
Sustained Investigation

Height: 10.7 inches

Width: 16.1 inches

Material(s): DSLR camera, Photoshop and Lightroom

Process(es): Texture and clarity increased, vibrancy and saturation increased, brightness and color adjusted



Upload this image for
Sustained Investigation
Image 11

Insert NA
for
Height, Width, Depth (3-D only)
Material(s), and Process(es) text boxes

Work 11

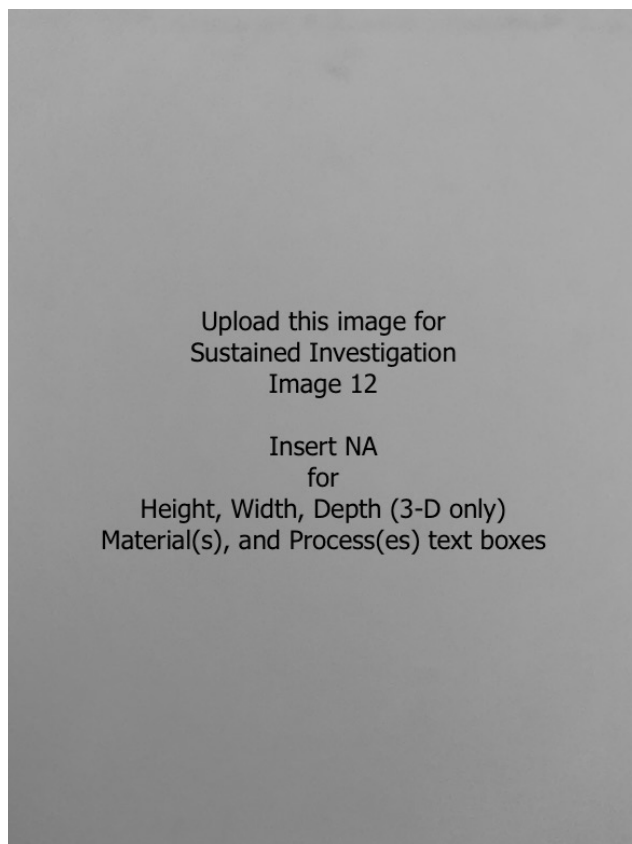
Sustained Investigation

Height: NA

Width: NA

Material(s): NA

Process(es): NA



Upload this image for
Sustained Investigation
Image 12

Insert NA
for
Height, Width, Depth (3-D only)
Material(s), and Process(es) text boxes

Work 12

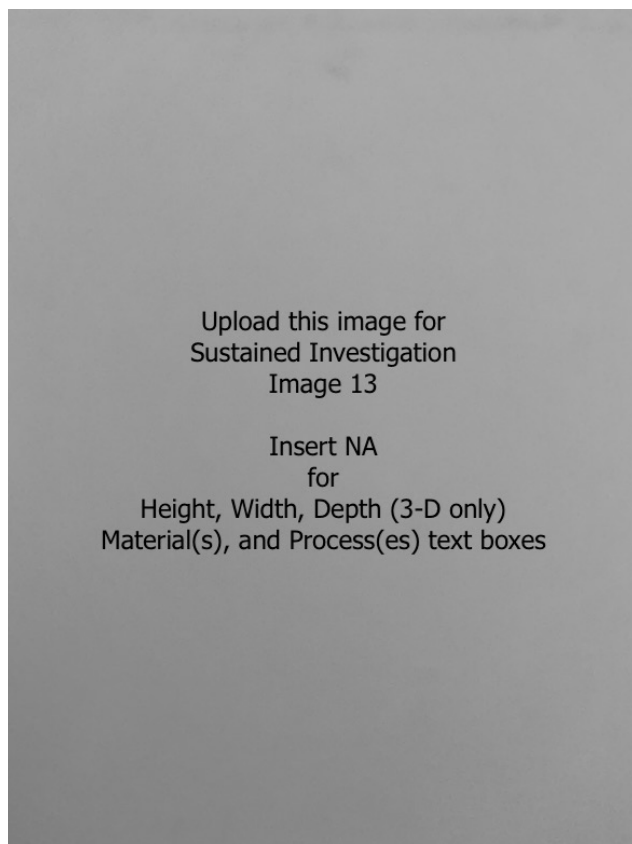
Sustained Investigation

Height: NA

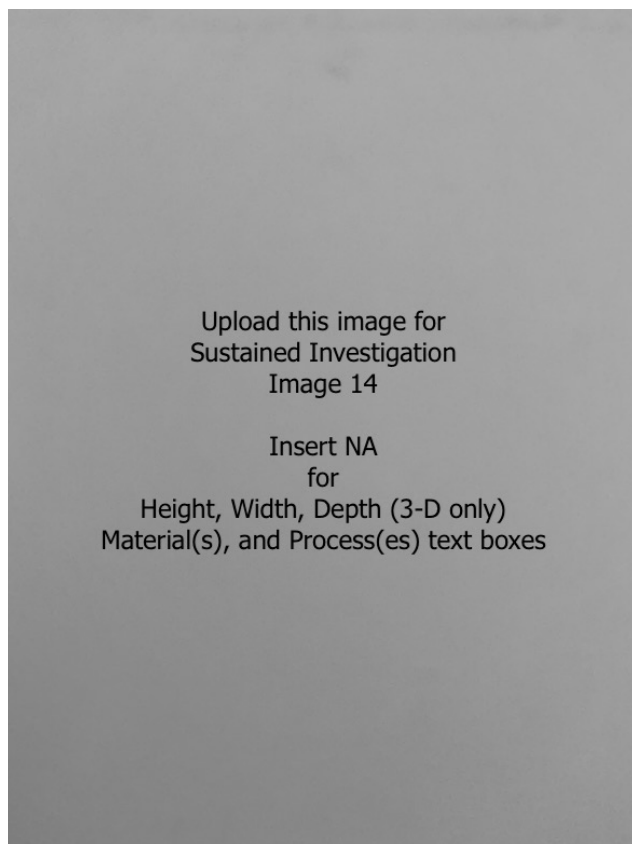
Width: NA

Material(s): NA

Process(es): NA

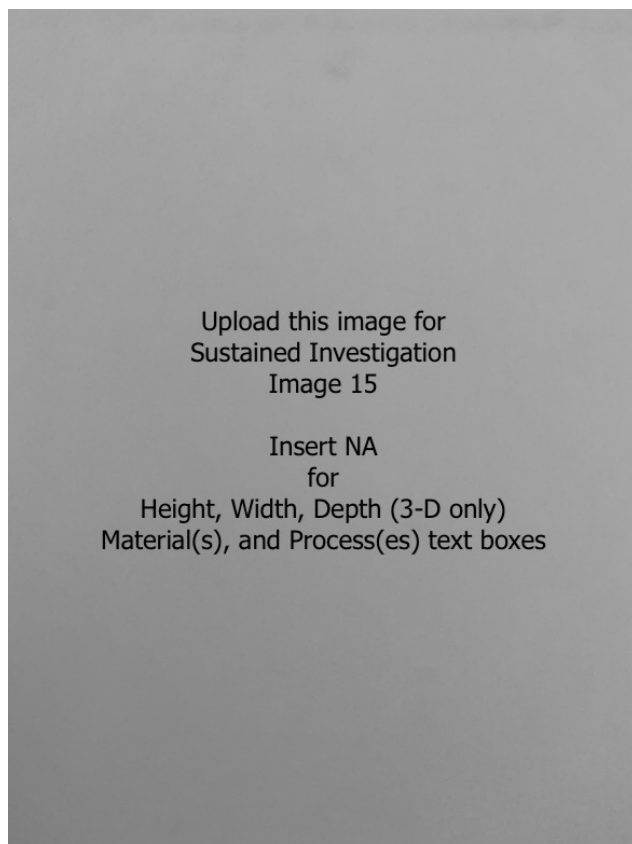
**Work 13**

Sustained Investigation

Height: NA**Width:** NA**Material(s):** NA**Process(es):** NA**Work 14**

Sustained Investigation

Height: NA**Width:** NA**Material(s):** NA**Process(es):** NA



Work 15

Sustained Investigation

Height: NA

Width: NA

Material(s): NA

Process(es): NA

Written Evidence

Sustained Investigation

Identify the question(s) or inquiry that guided your sustained investigation.

Describe how your sustained investigation shows evidence of practice, experimentation, and revision guided by your question(s) or inquiry.

Response:

My dad works on many projects and he leaves things in and around the house. With my new found time during quarantine, I explored his workspace. At first, my work focused around the variety of materials and interesting objects in his workspace. Soon, I became more interested in the things he has seemingly forgotten about and how they have decayed. All things decay in different ways and form unique characteristics. The objects used to create have now become art themselves.

Within my investigation, I explored the objects in an individual and collective sense, along with what makes them so interesting. Images 1,2, 3, and 5 show the wide range of materials my dad uses and how many objects there are. In this chaos, it is easy for parts to become lost and forgotten about. As things are left out, they start to decay and they take on unique qualities, which make them more interesting then when they were brand new. Images 7,8,9, and 10 especially focus on how the rust and decay that accumulates individualizes each object in its own way. For example, in image 10 the main metal object draws in your focus with its rusty features and stands out among the relatively clean and shiny staples.



Work 1

Selected Works

Height: 10 inches

Width: 15 inches

Ideas(s): Increased clarity and adjusted color emphasizes the rust on the object

Material(s): DSLR camera, Photoshop and Lightroom

Process(es): Texture and clarity increased, vibrancy and saturation increased, brightness and color adjusted



Work 2

Selected Works


Height: 9.5 inches

Width: 14 inches

Ideas(s): Adjusted color and vibrancy enhances rust and interesting color of blue paint.

Material(s): DSLR camera, Photoshop and Lightroom

Process(es): Photo cropped, texture and clarity increased, color, vibrance, and blue/orange saturation increased



Work 3

Selected Works

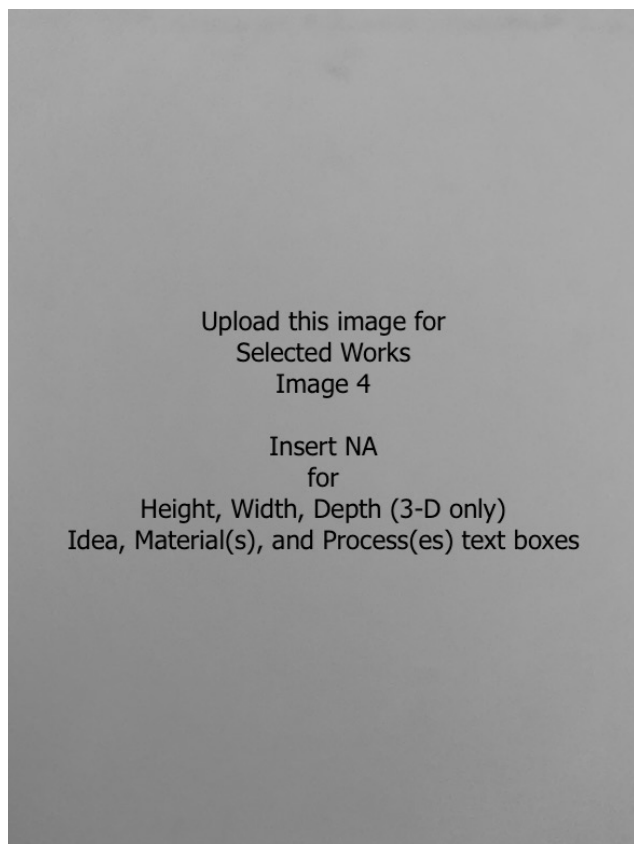
Height: 7.4 inches

Width: 11 inches

Ideas(s): Cool tone emphasizes metal material, grain draws focus on mechanical vibe instead of little details

Material(s): DSLR camera, Photoshop and Lightroom

Process(es): Sharpness, grain, and texture increased, cooler color tone applied, contrast increased



Work 4

Selected Works

Height: NA

Width: NA

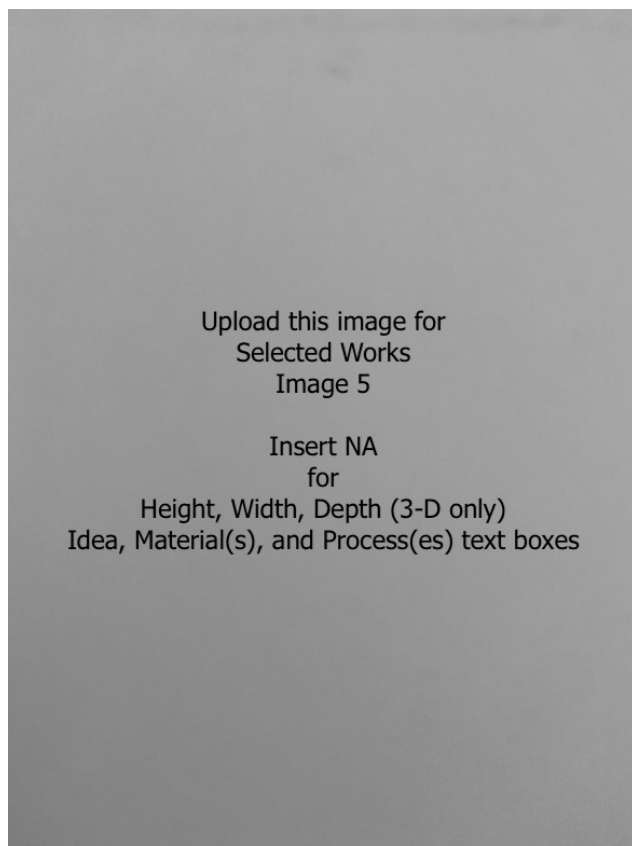
Ideas(s): NA

Material(s): NA

Process(es): NA

Upload this image for
Selected Works
Image 4

Insert NA
for
Height, Width, Depth (3-D only)
Idea, Material(s), and Process(es) text boxes



Work 5

Selected Works

Height: NA

Width: NA

Idea(s): NA

Material(s): NA

Process(es): NA