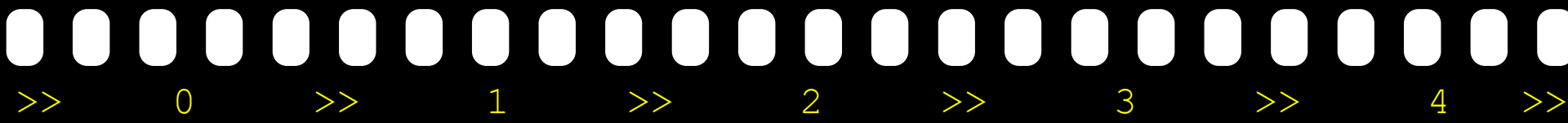




Light

The Language of Photography





Charles Harbutt (1960)

light



Hands - Ashley Dagg-Heston



Photography

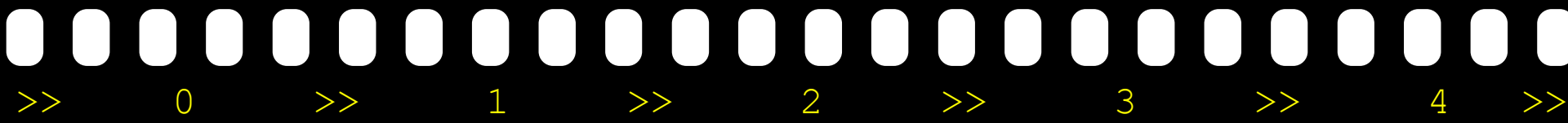
Photo = light

Graphy = writing or drawing

Hence

Photography is

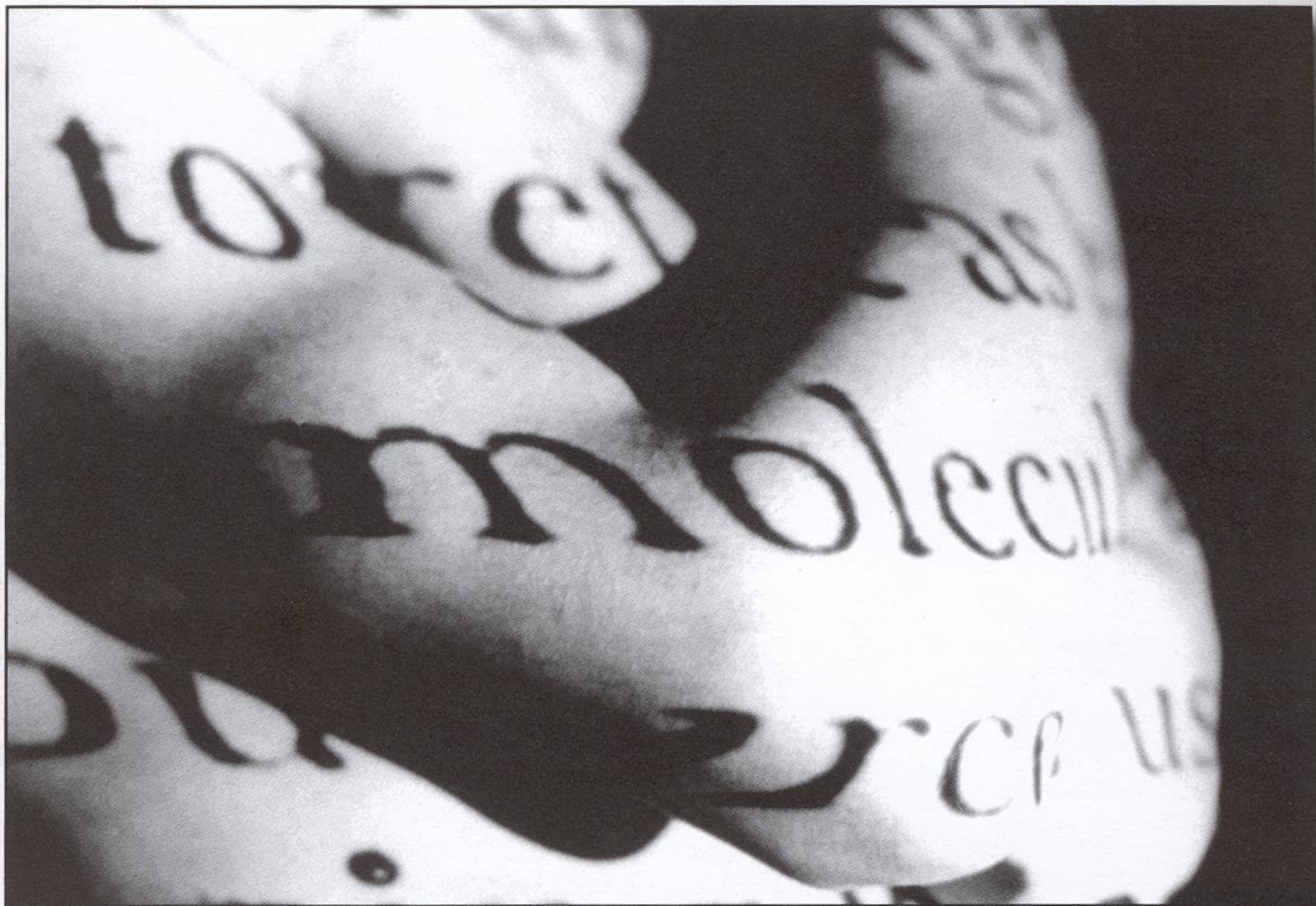
Light Writing or Light Drawing





Aim of these Light Study Assignments

To develop knowledge and understanding of
how the quality and direction of light can
change character and mood of an image



Projection - Student photograph



Where is the light coming from?

What type or quality of light is being used?

What effect does this light have on the subject and the background?





You can shoot a photo of something beautiful (like a child) in bad light and the photo turns out badly.

You can shoot a photo of something ugly (like a traffic jam) in good light and the photo turns out beautifully.



Beautiful subject, harsh light



Ugly subject, beautiful light



“GOOD” Light



- When sunny outside, shoot in ***Open Shade***
- **Overcast** days are the best light conditions for most photography
- Shoot **10 minutes before sunrise** or **10 minutes after sunset**

What is Open Shade?



What does open shade or a cloudy day do?

- It diffuses light
- There are no harsh shadows cast on the face



“Good” Light vs. “Bad” Light




Diffused
Light



**Katelyn
Everett**

Broken Light




Lars Werner Thieme (1967)

Window
Light



Danya
Migdali

Chiaroscuro



Caitlyn Kouba



Danica
Ito

Silhouette



George Graziano



Atmospheric

>>

0

>>

1

>>

2

>>

3

>>

4

>>



Kyle Bradshaw

Long Exposure (Bulb)

