



# **AP 2-D Art and Design Portfolio**

Sarah Wang

2020



## Work 1


Sustained Investigation

**Height:** 10.7 inches

**Width:** 16 inches

**Material(s):** DSLR Camera

**Process(es):** Large aperture, high ISO, fast shutter speed in dim light to capture reflection of waves in lens.



## Work 2

Sustained Investigation

**Height:** 8.15 inches

**Width:** 17 inches

**Material(s):** DSLR Camera

**Process(es):** Shot with soft afternoon light to enhance vibrant colors.



### Work 3

Sustained Investigation

**Height:** 9.46 inches

**Width:** 17 inches

**Material(s):** DSLR Camera,  
Photoshop

**Process(es):** Eliminate people in  
background in Photoshop to  
maintain focus on landscape.



### Work 4


Sustained Investigation

**Height:** 10.5 inches

**Width:** 14 inches

**Material(s):** Smartphone camera

**Process(es):** Framed with adjacent  
hills, clouds, and river to lead focus  
to snowy mountains.



## Work 5


Sustained Investigation

**Height:** 7.94 inches

**Width:** 15 inches

**Material(s):** DSLR Camera, tripod

**Process(es):** Long exposure, small aperture for cloud texture/color and detailed silhouette of islands/mountains.



## Work 6

Sustained Investigation

**Height:** 10.7 inches

**Width:** 16 inches

**Material(s):** DSLR Camera, tripod

**Process(es):** Long exposure and small aperture to capture color/details in clouds and reflection.



## Work 7

Sustained Investigation

**Height:** 10.5 inches

**Width:** 17 inches

**Material(s):** DSLR Camera, tripod

**Process(es):** Long exposure to capture color in clouds and sunset. Exposed to sunset to silhouette mountains.



## Work 8

Sustained Investigation

**Height:** 10.7 inches

**Width:** 16 inches

**Material(s):** DSLR Camera

**Process(es):** Small aperture to keep more crop rows in focus. Exposed to plants, allowing right sky to blow out.





## Work 9

Sustained Investigation

**Height:** 10.5 inches

**Width:** 14 inches

**Material(s):** Smartphone camera

**Process(es):** Exposed to the water/ground to enhance bright sun piercing through silhouette of pier.



## Work 10

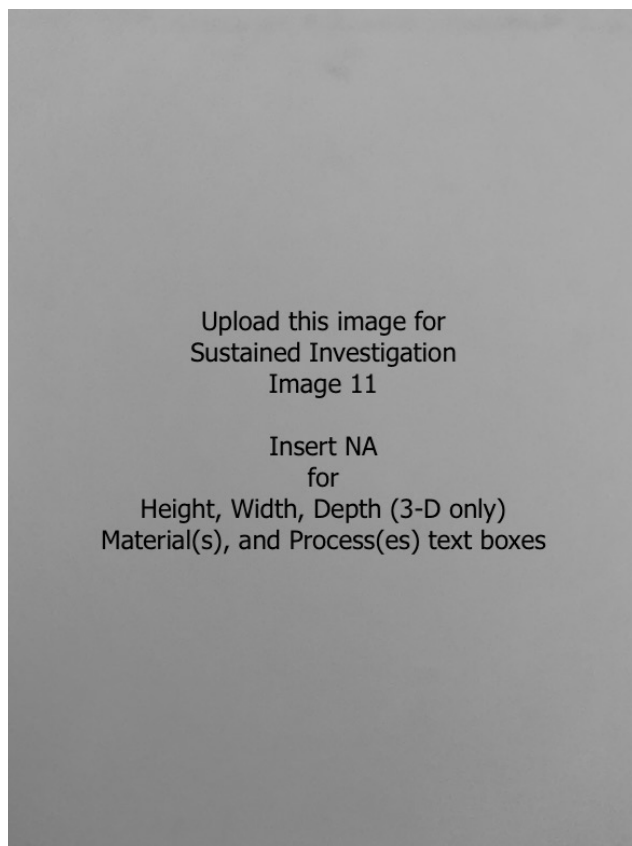
Sustained Investigation

**Height:** 10.7 inches

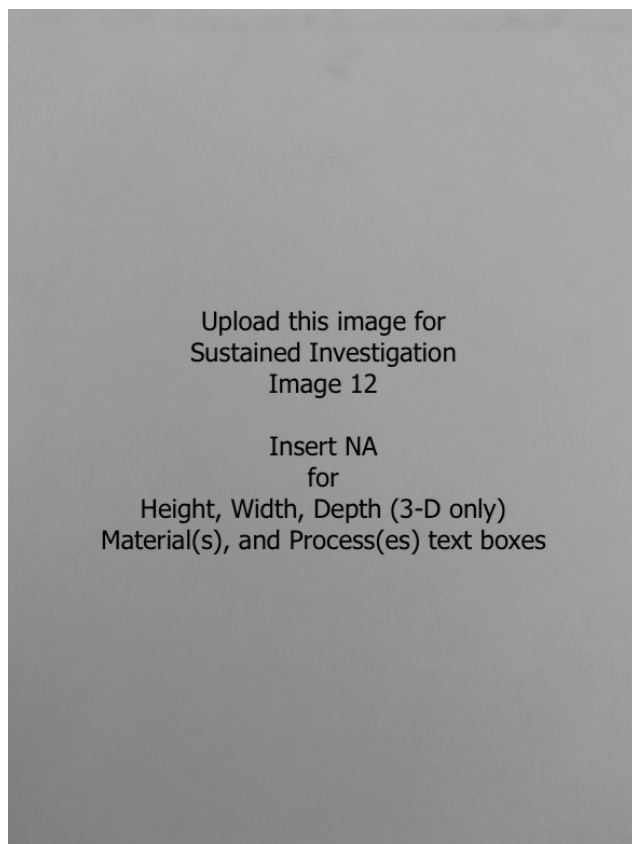
**Width:** 16 inches

**Material(s):** DSLR Camera, Lightroom

**Process(es):** Sun blown out to experiment with clouds. Graduated filter to brighten sand and darken skies.

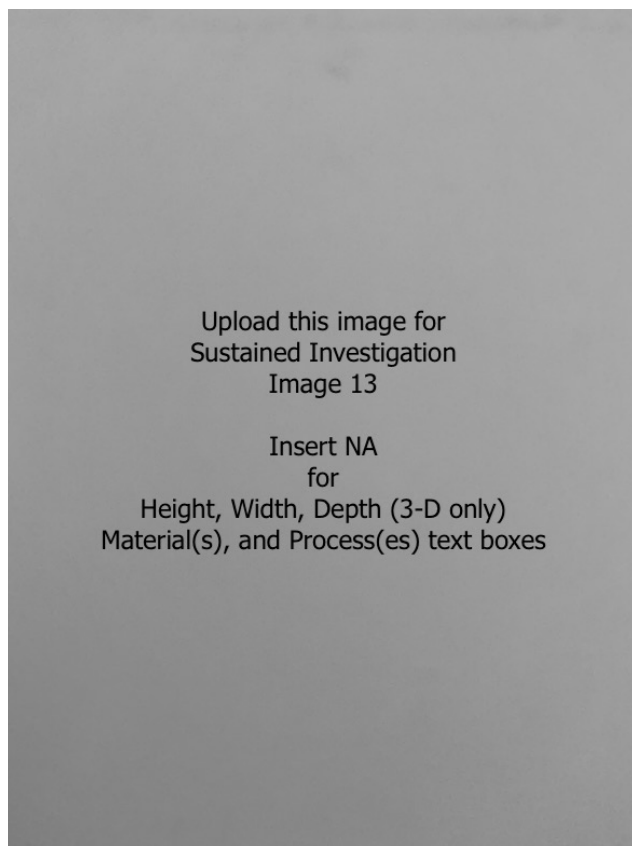
**Work 11**

Sustained Investigation

**Height:** N/A**Width:** N/A**Material(s):** N/A**Process(es):** N/A**Work 12**

Sustained Investigation

**Height:** N/A**Width:** N/A**Material(s):** N/A**Process(es):** N/A



Upload this image for  
Sustained Investigation  
Image 13

Insert NA  
for  
Height, Width, Depth (3-D only)  
Material(s), and Process(es) text boxes

## Work 13

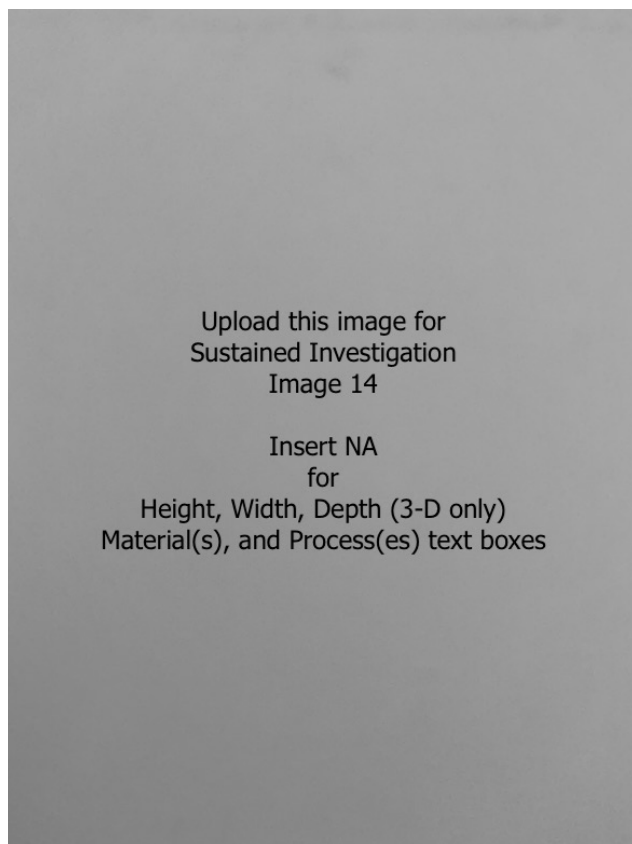
Sustained Investigation

**Height:** N/A

**Width:** N/A

**Material(s):** N/A

**Process(es):** N/A



Upload this image for  
Sustained Investigation  
Image 14

Insert NA  
for  
Height, Width, Depth (3-D only)  
Material(s), and Process(es) text boxes

## Work 14

Sustained Investigation

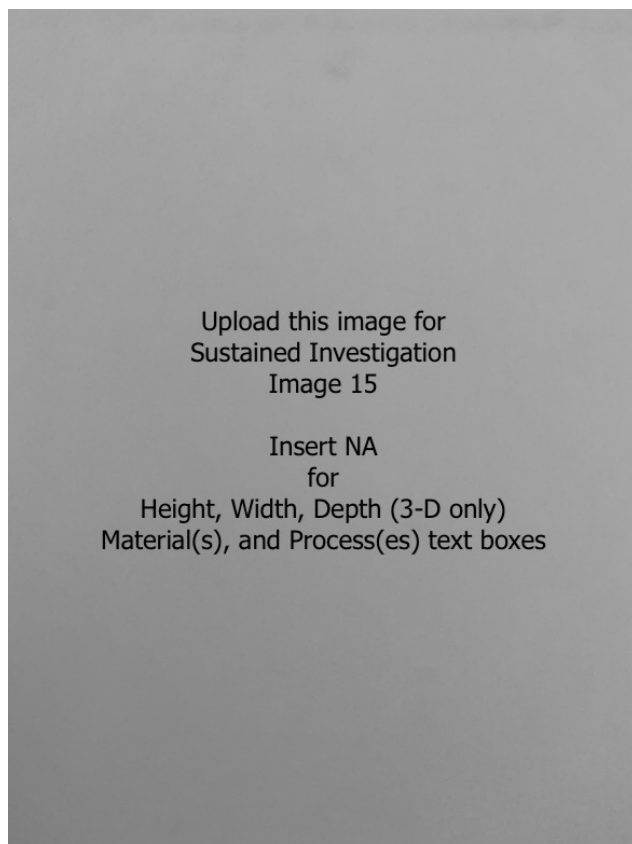
**Height:** N/A

**Width:** N/A

**Material(s):** N/A

**Process(es):** N/A





## Work 15

Sustained Investigation

Height: N/A

Width: N/A

Material(s): N/A

Process(es): N/A

## Written Evidence

Sustained Investigation

Identify the question(s) or inquiry that guided your sustained investigation.

Describe how your sustained investigation shows evidence of practice, experimentation, and revision guided by your question(s) or inquiry.

### Response:

California is known for its beauty, so as a lifetime California resident I wanted to explore how I see beauty in its many landscapes. Throughout my process, I investigate the stunning diversity of California's geography, including how it changes with the sun and human impact.

My investigation began with image 1, in which I was awed by the ocean's waves and began to capture what I admired through my lens. Initially, I captured landscapes in the daytime sun, highlighting minute details and showing how they typically look (images 2, 3, 4). I then shifted to taking images during sunset and examining its transformative effects on beauty in the natural geography; I focused more on shape and colors than texture and detail (images 5, 6, 7). As I continued to capture these landscapes, I asked myself if capturing human changes in these landscapes would portray their beauty as well. While I continued to experiment with different times of day, I included crops and infrastructure that contribute to the aesthetic of their surroundings and become symbols that I associate with picturesque California (images 8, 9, and 10).



## Work 1

Selected Works

**Height:** 10.5 inches

**Width:** 14 inches

**Ideas(s):** Harsh light contrasts detailed textures of rock, river, etc., showing stunning flow of sky/water.

**Material(s):** Smartphone camera

**Process(es):** Framed with adjacent hills, clouds, and river to lead focus to snowy mountains.



## Work 2

Selected Works

**Height:** 7.94 inches

**Width:** 15 inches

**Ideas(s):** Vibrant sunset and soft clouds juxtapose black silhouettes, highlighting bold form.

**Material(s):** DSLR camera, tripod

**Process(es):** Long exposure, small aperture for cloud texture/color and detailed silhouette of islands/mountains.



## Work 3

Selected Works

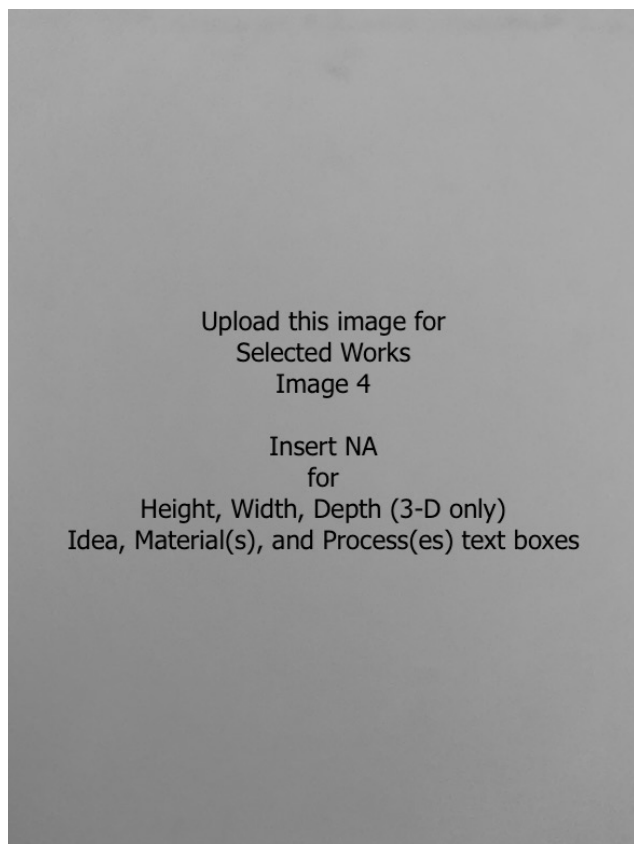
**Height:** 10.7 inches

**Width:** 16 inches

**Ideas(s):** Lines of crops are human organization of the Earth to a renewed natural beauty.

**Material(s):** Smartphone camera

**Process(es):** Small aperture to keep more crop rows in focus. Exposed to plants, allowing right sky to blow out.



## Work 4

Selected Works

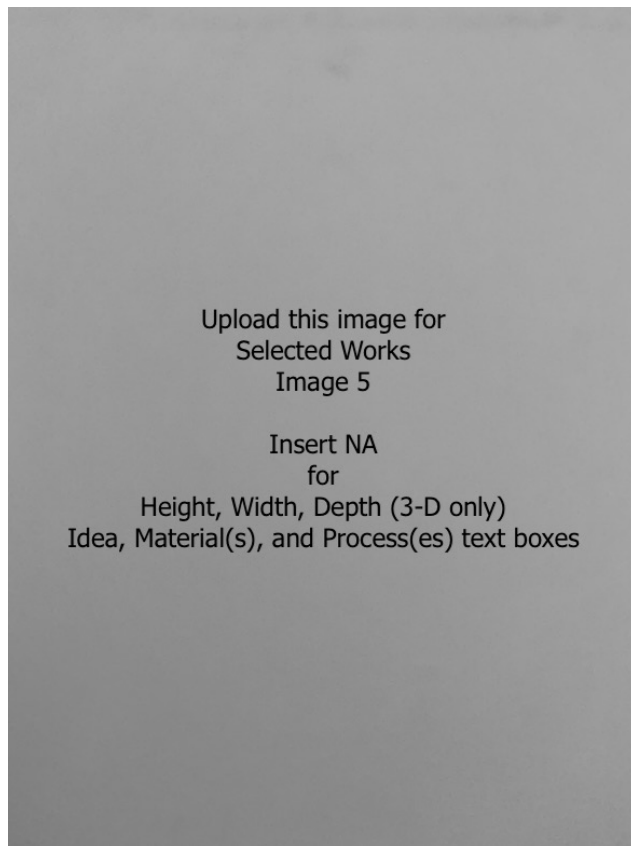
**Height:** N/A

**Width:** N/A

**Ideas(s):** N/A

**Material(s):** N/A

**Process(es):** N/A



## Work 5

Selected Works

Height: N/A

Width: N/A

Idea(s): N/A

Material(s): N/A

Process(es): N/A