



AP 2-D Art and Design Portfolio

Tynan Sander

2020



Work 1


Sustained Investigation

Height: 11 inches

Width: 17 inches

Material(s): Tripod, Canon T6 Rebel, Remote Shutter Release, Photoshop, 10 stop Neutral Density Filter

Process(es): Focused the image, then put on the filter. Set the shutter to 10 seconds, adjusted aperture and ISO.



Work 2

Sustained Investigation

Height: 12 inches

Width: 16 inches

Material(s): Tripod, Canon T6 Rebel, Remote Shutter Release, Photoshop

Process(es): Tested the shutter speed until I got the water to look how I wanted, then adjusted aperture and ISO.



Work 3

Sustained Investigation

Height: 11 inches

Width: 17 inches

Material(s): Tripod, Canon T6 Rebel, Steel Wool, Whisk, Ductape, Photoshop

Process(es): Set the shutter speed to 20 seconds, and ISO to 200, then adjusted aperture until it was dark enough



Work 4

Sustained Investigation

Height: 11 inches

Width: 17 inches

Material(s): Tripod, Canon T6 Rebel, Photoshop

Process(es): Set the shutter speed to 10 seconds, then set ISO to 100, then adjust aperture to proper exposure.



Work 5


Sustained Investigation

Height: 10 inches

Width: 15 inches

Material(s): Tripod, Canon T6 Rebel, Photoshop, Plastic Tube, Flashlight

Process(es): Set the exposure settings, and then stood behind the subject and waved the plastic tube in a pattern



Work 6

Sustained Investigation

Height: 12 inches

Width: 16 inches

Material(s): Tripod, Canon T6 Rebel, Photoshop

Process(es): Set up tripod and level it, set shutter speed to 10 seconds, ISO to 100 and aperture to small f stop



Work 7


Sustained Investigation

Height: N/A

Width: N/A

Material(s): Tripod, Canon T6 Rebel, Photoshop

Process(es): Set the shutter speed to 8 seconds, then set the ISO to 100, adjust aperture until a good exposure.



Work 8


Sustained Investigation

Height: 10 inches

Width: 15 inches

Material(s): Tripod, Canon T6 Rebel, Remote Shutter Release, Photoshop, 10 stop Neutral Density Filter

Process(es): Framed the image then focused and put on the filter. In photoshop cloning was done to remove someone



Work 9

Sustained Investigation

Height: 11 inches

Width: 17 inches

Material(s): Monopod, Canon Rebel T6, Photoshop

Process(es): Placed the monopod in the water, and set shutter to 3 seconds, and adjusted aperture and set ISO.



Work 10

Sustained Investigation

Height: 12 inches

Width: 18 inches

Material(s): Tripod, Canon T6 Rebel, Photoshop

Process(es): Set the shutter speed to 8 seconds and the ISO to 100, then adjusted the aperture and shot the image



Work 11

Sustained Investigation

Height: N/A

Width: N/A

Material(s): N/A

Process(es): N/A



Work 12

Sustained Investigation

Height: N/A

Width: N/A

Material(s): N/A

Process(es): N/A



Work 13

Sustained Investigation

Height: N/A

Width: N/A

Material(s): N/A

Process(es): N/A



Work 14

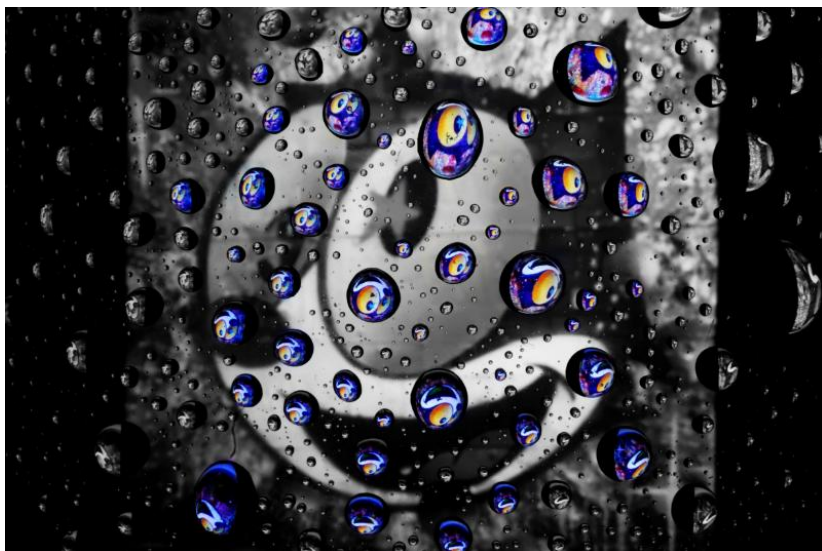
Sustained Investigation

Height: N/A

Width: N/A

Material(s): N/A

Process(es): N/A



Work 15

Sustained Investigation

Height: N/A

Width: N/A

Material(s): N/A

Process(es): N/A

Written Evidence

Sustained Investigation


Identify the question(s) or inquiry that guided your sustained investigation.

Describe how your sustained investigation shows evidence of practice, experimentation, and revision guided by your question(s) or inquiry.

Response:

1. I wanted to see how time affects a person's perception of reality and whether or not through the release of the shutter on a camera, things that can not normally be seen by the naked eye can be captured.

2. Each of my works is an extension of my mind, and how I thought of answering the main question of photography for me. Space and time is the only constant motion that occurs in the universe and as we continue to move through space and time, so does the world around us. We may look at something everyday but never see the true beauty in it, but when you look at it over time, when everything is able to become one image, the beauty can be seen; as seen in the water of images two, six and nine. This style of photography can alter a person's perception of both time and of reality. Most people see cars only as a mode of transportation, not for the beauty that they can possess as they move so quickly by, which is seen in images four, seven and ten. As cars drive past, light is flung off of the headlights and taillights, but light comes from many other things as well where it moves with grace and purpose, which can be captured; like in images three and five.



Work 1

Selected Works

Height: 12 inches

Width: 16 inches

Ideas(s): The commotion that is constantly going on around us, slowly everything becomes a blur in the mind.

Material(s): Tripod, Canon T6 Rebel, Photoshop

Process(es): Set up tripod and level it, set shutter speed to 10 seconds, ISO to 100 and aperture to small f stop



Work 2

Selected Works

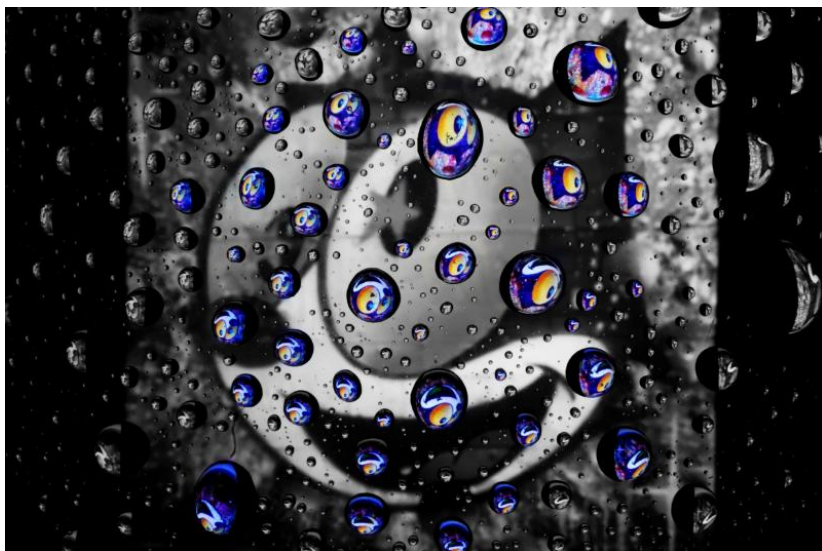
Height: 11 inches

Width: 17 inches

Ideas(s): Shown is, the sense of depression felt by a student, when they feel they are on the edge of society

Material(s): Canon Film Camera, Darkroom, Film, Photoshop, Scanner

Process(es): The film was shot, then developed. In the darkroom, a medium sized negative carrier was used.



Work 3

Selected Works

Height: 10 inches

Width: 15 inches

Ideas(s): Shown is, the small amount of color and light that is in our lives, darkness always surrounds it.

Material(s): Canon Rebel T6, Phone, Glass panel, Rain-X, Camera Stand that looks vertically down.

Process(es): Placed my phone with the art on it under a glass panel with Rain-X, then shot the image.



Work 4

Selected Works

Height: N/A

Width: N/A

Ideas(s): N/A

Material(s): N/A

Process(es): N/A



Work 5

Selected Works

Height: N/A

Width: N/A

Ideas(s): N/A

Material(s): N/A

Process(es): N/A