




AP 2-D Art and Design Portfolio

Alexander Hahn

2020



Work 1

Sustained Investigation

Height: 8 inches

Width: 12 inches

Material(s): I used a DSLR camera and photoshop.

Process(es): I cropped the height, increased the contrast and shadows, and brought out the pink hue.



Work 2


Sustained Investigation

Height: 15.2 inches

Width: 12 inches

Material(s): I used a DSLR camera and Google edit.

Process(es): I increased the contrast, decreased the shadows, and brought out the yellow hue.



Work 3


Sustained Investigation

Height: 21 inches

Width: 14 inches

Material(s): I used a DSLR camera and Google edit.

Process(es): I cropped the width, decreased the contrast, and brought out the yellow hue.



Work 4


Sustained Investigation

Height: 22 inches

Width: 16 inches

Material(s): I used a DSLR camera and Google edit.

Process(es): I increased the contrast, brought out the orange hue, and cropped the width.



Work 5

Sustained Investigation

Height: 18 inches

Width: 12 inches

Material(s): I used a DSLR camera and Photoshop.

Process(es): I increased the contrast and brought out the orange hue.



Work 6

Sustained Investigation

Height: 19.5 inches

Width: 13 inches

Material(s): I used a DSLR camera and Google edit.

Process(es): I cropped the width, decreased the contrast, and brought out the yellow hue.



Work 7


Sustained Investigation

Height: 16.9 inches

Width: 14 inches

Material(s): I used a DSLR camera and Google edit.

Process(es): I increased the contrast and shutter speed. I also brought out the warmer hues.



Work 8


Sustained Investigation

Height: 21 inches

Width: 14 inches

Material(s): I used a DSLR camera, Photoshop, and Google Edit.

Process(es): I increased the contrast and shadows while adding saturation.



Work 9

Sustained Investigation

Height: 18 inches

Width: 15 inches

Material(s): I used a DSLR camera, Photoshop, and Google Edit.

Process(es): I increased the contrast and shadows while adding saturation. I also cropped the width to the right.



Work 10

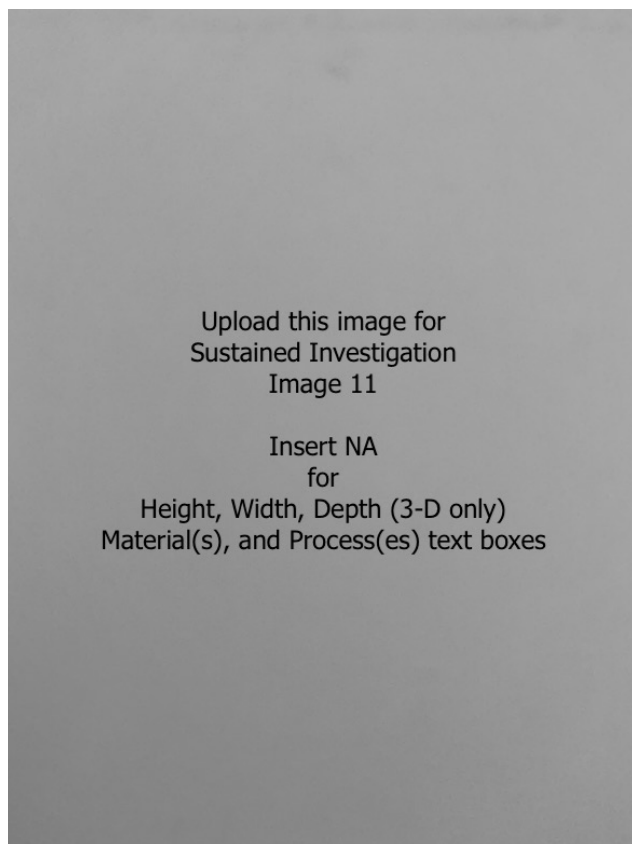
Sustained Investigation

Height: 25.5 inches

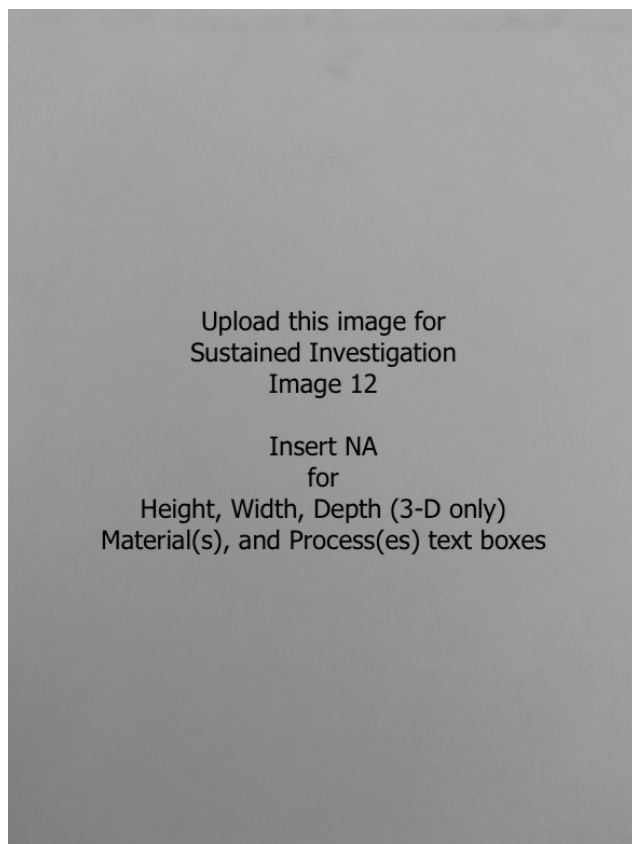
Width: 17 inches

Material(s): I used a DSLR camera, Photoshop, and Google Edit.

Process(es): Increased the contrast and saturation. I also lightened the sky and increased the blue hue.

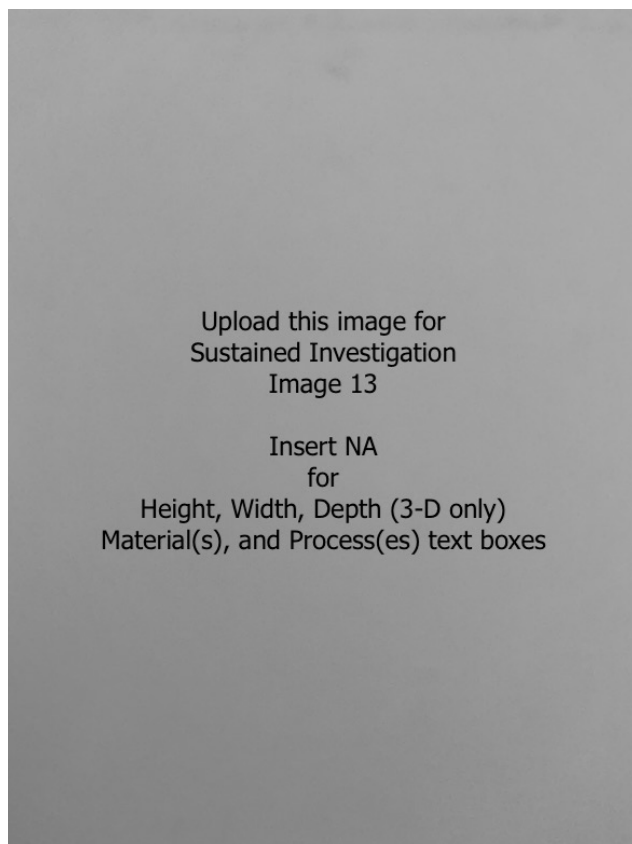
**Work 11**

Sustained Investigation

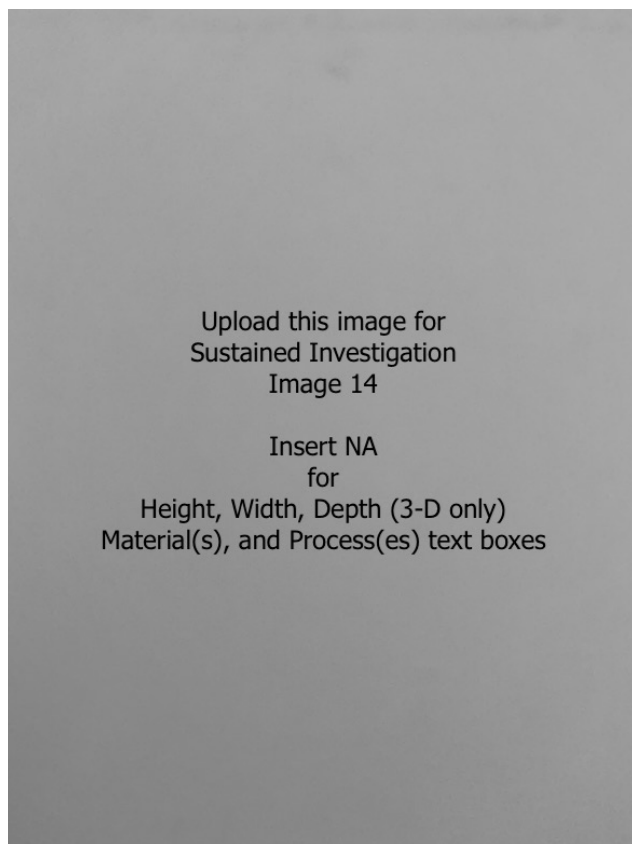
Height: NA**Width:** NA**Material(s):** NA**Process(es):** NA**Work 12**

Sustained Investigation

Height: NA**Width:** NA**Material(s):** NA**Process(es):** NA

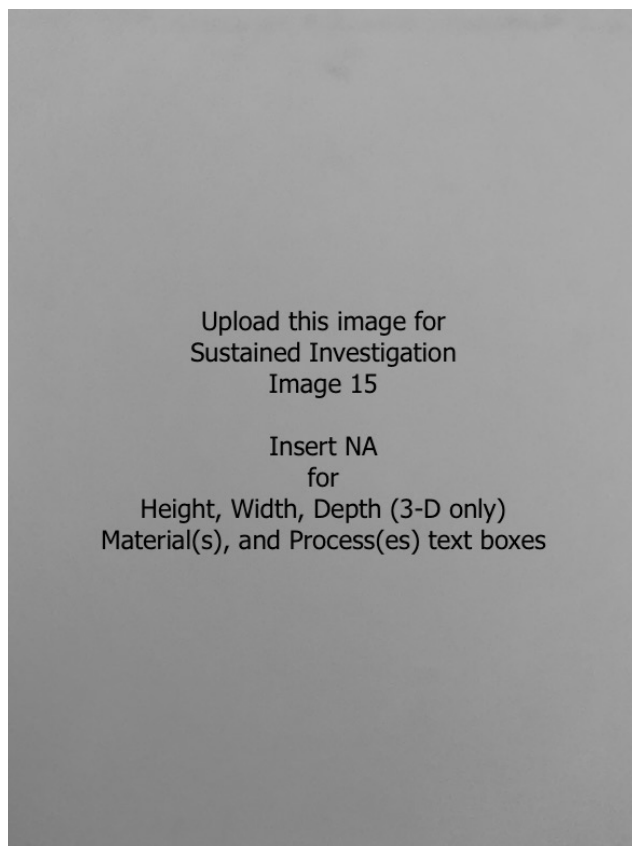
**Work 13**

Sustained Investigation

Height: NA**Width:** NA**Material(s):** NA**Process(es):** NA**Work 14**

Sustained Investigation

Height: NA**Width:** NA**Material(s):** NA**Process(es):** NA



Work 15

Sustained Investigation

Height: NA

Width: NA

Material(s): NA

Process(es): NA

Written Evidence


Sustained Investigation

Identify the question(s) or inquiry that guided your sustained investigation.

Describe how your sustained investigation shows evidence of practice, experimentation, and revision guided by your question(s) or inquiry.

Response:

Throughout my sustained investigation I asked myself, how can I show something more than just a shadow? The alluring nature of being able to be looked at but never seen has guided me. To grasp different emotions relative to my life through negative space I positioned the subject in specific poses so that they could radiate relaxation, frustration, freedom, and longing. I was able to utilize the background to emphasize the presence of the figure so that one would be able to recognize and identify with the faceless presence as I would myself. During the beginning of this year I tried many different poses for the silhouettes, like the head in image 1. I also tried showing the subject in dimmer lighting like in images 2 and 3. However, the more I experimented with different poses for my subjects the more I honed in on specific emotions to bring forth. Freedom, like in image 9, and inquiry were eventually exposed through my sustained investigation. Due to my work shooting silhouettes I was able to express my longing for the feeling of freedom and child like curiosity that I have been chasing my whole life.



Work 1

Selected Works

Height: 11.9 inches

Width: 12 inches

Ideas(s): I wanted to capture a girl pondering her life choices as she walks towards the cold ocean water..

Material(s): DSLR camera and Photoshop

Process(es): I cropped the height, enhanced the contrast, and brought out the orange hue.



Work 2

Selected Works


Height: 18 inches

Width: 12 inches

Ideas(s): This woman is looking for something, but she does not yet know what that something is.

Material(s): DSLR camera, Photoshop, and Google Edit

Process(es): I cropped the width, enhanced the contrast, and brought out the yellow hue.



Work 3

Selected Works

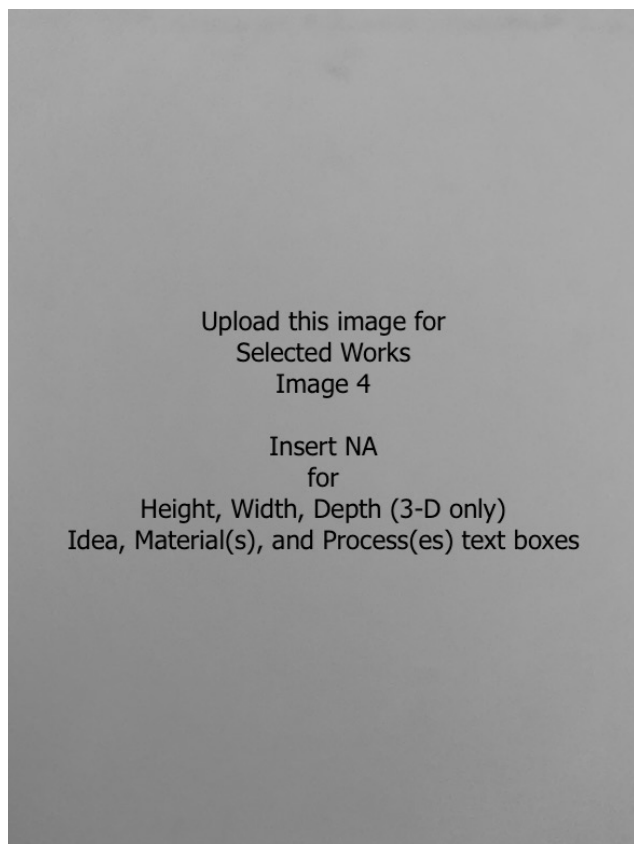
Height: 18 inches

Width: 12 inches

Ideas(s): This person is longing for someone that they had once held dear, but now just a memory.

Material(s): DSLR camera and Google Edit

Process(es): I decreased the shadows, increased the contrast, and brought out the orange and blue hues.



Work 4

Selected Works

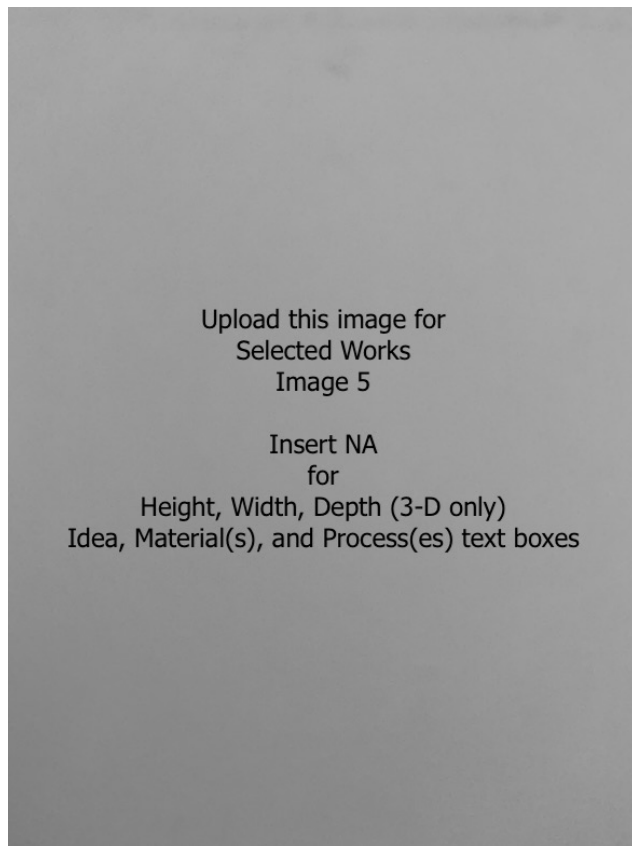
Height: NA

Width: NA

Ideas(s): NA

Material(s): NA

Process(es): NA



Work 5

Selected Works

Height: NA

Width: NA

Idea(s): NA

Material(s): NA

Process(es): NA