

Photography One

Eric Lindroth (he/him)

Newbury Park High School

elindroth@conejousd.org 498-3676 x1224

www.nphsphotography.org

My Goals:





1. To help you become the best artist photographer you are capable of becoming

2. To help you become the best 4x4 photographer you can be.

What does 4x4 photography mean?

Four Wheels of Photography



| Analog | Digital |
|---|--|
|  <p data-bbox="316 1035 672 1157"><u>Production</u> Shooting on Film Single Lens Reflex Camera Developing Your Own Negatives</p> |  <p data-bbox="862 1035 1398 1125"><u>Production</u> Shooting Digitally Single Lens Reflex, Mirrorless, and/or Cell Phone</p> |
|  <p data-bbox="228 1388 764 1446"><u>Post-Production</u> Darkroom Printing Using Enlarger and Chemistry</p> |  <p data-bbox="894 1388 1365 1446"><u>Post-Production</u> Editing using Photoshop and/or Lightroom</p> |

MAJOR OBJECTIVES

Endeavors in which we engage:

- the basics of 35mm camera usage on a film SLR (Single Lens Reflex) and a DSLR (Digital Single Lens Reflex) including skilled use of ISO, aperture, shutter speed, white balance and light meter
- film developing, printing the negative with an enlarger, and developing the print through to a final permanent image.
- using basic editing techniques on Photoshop and/or Lightroom
- using the rules of composition to create a pleasing photograph
- exploring the historic impact of photography on society
- explore established photographers' works and the motivations behind them
- Explore and shoot a Sustained Investigation (body of work that is connected by one theme)

The specific shoots in Photo One we will be doing are as follows:

- **Line**
- **Texture**
- **Shape**
- **Informal Portrait**
- **Motion – Freeze, Panned, and Blurred**

Photography Two is the second sub-term and will cover more advanced shooting, darkroom, and digital editing techniques. A second syllabus will be provided at the commencement of that course.

GRADING

You will be graded with a rubric that evaluates your use of:

Effort/Risk/Concept Composition Lighting/Contrast Technical Precision (focus, clarity, cleanliness)

Grading Scale

| | | | |
|----|--------|----|--------------|
| A+ | 100% | C+ | 77-79% |
| A | 93-99% | C | 73-76% |
| A- | 90-92% | C- | 70-72% |
| B+ | 87-89% | D+ | 67-69% |
| B | 83-86% | D | 63-66% |
| B- | 80-82% | D- | 60-62% |
| | | F | 59 and below |

Turning in Work

Most all assignments will be submitted to Canvas. And most all visual work will be turned in using Google Photos or Google Slides. Mr. Lindroth will maintain both Q and Canvas as a gradebook, but what appears on Q will go into the permanent grade. Canvas will have the most up to date grade as Q must be synced manually with Canvas.

Late Work Policy

Students may turn in work up to three weeks late. After that the assignment times out on Canvas. Late work gets 60% credit. Please know that nothing in the district or state policy states that teachers have to accept late work at all. This allowance is done as a courtesy to students and it adds much more work to a teacher's already heavy workload. This is a college level course and college professors rarely ever accept late work. Having said that, getting a couple assignments in late will not devastate an overall grade in the course. Assignments are given weeks to months in advance in this class.

Re-Doing for a Better Grade

You may re-do any assignment for a better grade IF then original submission was initially turned in on time.

Extra Credit

There are extra credit opportunities. These will be explained as the course progresses.

CAMERAS

The cameras you will be using for this class will be provided by the school or you may use your own (or one you borrow from a friend or family member). Cell phone camera photography is accepted for some assignments. The school is not liable for loss of or damage of any equipment your child brings to school. If you would like information on what camera to get if you are considering buying one, talk to me, classmates or camera store employees. I can give some suggestions.

BINDER

You must have a three-ring binder specific for this class. The reason being is that it will become thick with negatives, contact sheets and prints. Also, the work you create can be more easily lost if it is shared in a binder with other classes and negatives cannot be replaced. You may want to have dividers in your binder but it is not completely necessary. If you do, I suggest the dividers labeled like this: **Handouts/Notes, Negatives, Contact Sheets/Enlargements**

COSTS OF CLASS

Darkroom photography is expensive, unfortunately. So we as a school can only supplement part of the costs associated with this class.

If for some reason, your financial situation does not allow you to pay for some or all of the costs associated with this class, please have your child inform me and her/his counselor as soon as possible your child to. Sometimes the counselor is able to locate money to help with the costs. I will do my part to help your child out as well.

Below are the costs attributed to Photo One, which is in the first sub-term only.

| Cost #1 – Materials Cost Payment | Cost #2 – Supplies for Film Photography |
|--|--|
| How much? \$25 if you provide your own SD card \$30 if we provide one for you (you keep the SD card) | How much? \$68 (or these items can be purchased individually over the course of the class. A table below breaks down the costs) |
| Why do we have to pay this? Our school functions on an instructional budget that has not gone up since the mid-1970s. The district provides enough funds to cover only 5% of the physical material costs associated with this class. | Why do we have to pay this? Please see column to left. |
| Who do I pay? Cash or Check payable to “NPHS” | Who do I pay? Cash or Check payable to “NPHS” This packet can be purchased at the online student store. There is a 3.99% surcharge for using this service. |
| Where do I make this payment? Brought to Mr. Lindroth in C24 CASH OR CHECK PAYABLE TO “NPHS” | Where do I make this payment? NPHS student store CASH OR CHECK PAYABLE TO “NPHS” |
| What does it provide for? Negative archival materials, photo developing chemistry, your first roll of film, photo paper for first print, other lab supplies used to process photos | What does it provide for? Please see table below |
| When is this payment due? The last day of the fourth week of the sub-term | When is this payment due? By the second or third week of class. MrL will inform the class of the date. |

This describes what is purchased at the student store

| Description | Cost per item | Total needed | Total Cost |
|--------------------|---|--------------------------------------|-------------------|
| Photo Paper | \$18.00 for glossy \$18.00 for pearl | At least 1 pack of each surface type | \$ 36.00 |
| Film | \$6.00 per roll | 5 rolls | \$ 30.00 |
| Sheet Protectors | 20¢ each | 10 sheets | \$ 2.00 |
| Total | | | \$ 68.00 |

VERY IMPORTANT THAT YOU UNDERSTAND THIS!!!! Photo Two will cost about the same as Photo One.

So the total cost of the entire term is \$140, plus or minus.

Photo Two is the second sub-term. A breakdown of costs for Photo Two will be sent home at the beginning of the second sub-term.

RULES THAT GOVERN YOUR PRIVILEGES

Equipment Check Out

At some point, even if you have your own camera, you will be likely checking out school photo equipment to borrow for photo shoots out of class time. Here are the procedures for checking out equipment:

1. Fill out a check out form (I will show you how to do this).
2. Return the camera on the date you and I have agreed upon (usually the next day).
3. If you lose or damage equipment, you will be responsible for the repair costs or replacement cost.

Rules of Photography Class

1. ALWAYS clean up after yourself.
2. Do not crowd the doors at the end of the period – Mr. Lindroth’s ultimate pet peeve.
3. Always get permission to leave the classroom from Mr. Lindroth before you go.
4. Stay within the designated areas prescribed by Mr. Lindroth whether that be in the lab, on campus, or the park.
5. Use of harassing, sexist, racist, discriminatory, or foul language will not be tolerated.
6. Cell phones are never to be out when I or a student is in front of the class explaining something unless otherwise instructed.
7. If you have trouble with an enlarger, camera, or computer, don’t try to fix it. Inform Mr. Lindroth of the problem.

Rules for Shooting at Borchard Park

1. Photo shoots at Borchard are only done as a whole class with the accompaniment of Mr. Lindroth. Never are you to go on your own. No one is allowed to stay in the classroom when we do these shoots even if you are not prepared to shoot (forgot film or SD card).
2. Never are you to drive a car or get into a car with someone else during these shoots (yes, it has happened).
3. You are not allowed to ride bikes or skateboards during these shoots (students have injured themselves doing this).
4. When shooting motion photos, always jump under your own power (never have other students throw you into the air; again, yes it’s happened and someone got hurt).
5. Stay within the boundaries Mr. Lindroth designates.
6. Be respectful of all other visitors and staff at the park by not littering, not using foul language, and being kind.
7. Remember we use the park as a privilege and at any time that can be revoked if the staff is displeased with us.

Rules of Shooting on Campus

1. Always get a Photo Pass before going out on a shoot, whether you are taking pictures or a model.
2. Carry your ID with you at all times during the photo shoot – if you get caught without ID, consequences may follow.
3. Only students who have a Photo Pass are allowed to be on the photo shoot. If a student from another class joins you on the shoot and they are seen by the campus supervisors, consequences may follow for both that student and those who are legitimately out on the shoot.
4. Never disturb classrooms while out on the shoot; this includes PE classes. **Stay away from the PE classes.**
5. The football/soccer/track field and swimming areas are off limits during school hours. You cannot go beyond the service road on the north and east sides of campus.
6. Never leave campus for a photo shoot unless I am accompanying you.
7. The only ways you are allowed to go on a campus shoot are for the following:
 - A. you are shooting for a specific assignment that requires it
 - B. you were absent on the day we went out on a group photo shoot to Borchard Park
 - C. a photographer(s) needs you as a model
 - D. You may go out on a shoot for pleasure that is not linked to a specific assignment only if you have caught up on all assignments that are currently due.
8. **ALWAYS RESPECT CAMPUS SUPERVISORS’ REQUESTS.** If you disagree with a request or consequence that a campus supervisor gives, please hold your words until you have spoken to me or an administrator. We will hear your side of the story. If you ensue in an argument with a campus supervisor, I will write you up immediately for disrespect.

If you do not abide by these rules, the following steps will be taken (steps can be skipped depending on the severity of the offense):

1. A hallway conference will be held to discuss the situation.
2. A parent will be called and informed of the situation.
3. A referral to the counselor and/or assistant principal will be made.
4. A drop from the class may be requested.

Photography One/Two
Parent/Guardian Confirmation of Understanding
(Parents/Guardians – Please keep this paper)

Instructor: Eric Lindroth

Phone: 498-3676 x1224

Room C-24

Email: elindroth@conejousd.org

Website:

www.nphsphotography.org

This letter is sent home to you, the parent/guardian, as something to keep handy if you need to contact me.

Please read the information below and then sign and return ONLY the attached paper. **PLEASE KEEP THIS PAPER.**

1. Your student has been given a syllabus for this class including an explanation of costs for the class and an agreement about using the school's cameras and other equipment. The syllabus is available on my website. It is very important that you understand all the costs and financial risks involved with the class before you allow your student to continue with this class. So please read all the information.

2. Please know that I do my best to keep the online gradebook as updated as possible. I use both Canvas and Q. Please contact me at the above phone number or email if you have any questions. Assignments for the class will be posted on Canvas usually weeks to months in advance of due dates.

RETURN THIS PAPER TO MR. LINDROTH

Student Fills Out This Part:

I, _____ (please print name), the student, have read the entire Syllabus for this class. I also understand that there is a website for the class and that I can access samples of the assignments, certain handouts, and the schedule for the class.

Parent(s)/Guardian(s) Fills Out This Part:

I (we), _____ [please print name(s), the parent(s)/guardian(s)], have read the entire Syllabus of this class. I also understand that there is a website for the class and that I can access samples of the assignments, certain handouts, and the schedule for the class.

Student Signature

Parent/Guardian Signature