

HOW TO APPLY TO MOORPARK COLLEGE

For High School Students in Articulated Classes

A series of several parallel white lines of varying thicknesses, slanted diagonally from the bottom left towards the top right, located on the right side of the slide.

INSTRUCTIONS (READ THIS CAREFULLY!)

All students who wish to receive college credit from Moorpark College must apply to the college and receive a college student ID number. Each college student ID number starts with “900” and for this reason it is commonly referred to as a “900 Number”. The following pages contain screen images from the application for admission to Moorpark College.

1. Use the screen images and accompanying directions to complete the application.
2. These directions are specific to students in high school articulated classes.
3. Please note: having or disclosing a Social Security Number or other information related to immigration status is NOT a requirement for applying to, or receiving college credit from, Moorpark College.
4. Tip: Google Chrome is the recommended internet browser. Some internet browsers may work better than others for the application.

For questions or problems concerning the application or these instructions, contact Trevor Hess, Moorpark College Counselor, at (805)553-4767, or thess@vcccd.edu

1. Go to www.moorparkcollege.edu and click “APPLY AND ENROLL”

The screenshot shows the website <https://www.moorparkcollege.edu>. The navigation menu includes: Alerts, MyVCCCD, Canvas, Schedule of Classes, Mobile App, En Español, and a search icon. The main navigation bar contains: About, Admissions & Aid, Academic Programs, Students, Employees, and **Apply - Enroll** (circled in red). The main banner features a smiling man in a cap and the text: **Discover Your Future!** **Classes Start Month** and an **ASK RAIDER** button.

2. From the drop down menu, click “Apply for Admission”

https://www.moorparkcollege.edu/apply-and-enroll

Apply and Enroll

[Home](#) > [Apply and Enroll](#)

APPLY FOR ADMISSION

INTERNATIONAL STUDENTS

Moving Forward Together

Moorpark College Welcomes ALL Students

We embrace the uniqueness of each and every student. As Champions in diversity and higher education, **we offer wrap-around support services** to all of our students in their educational journey. Each course offered by Moorpark College is open to enrollment regardless of immigration status and age. **Student Stimulus CASH** available **MAX 100.00 free Cash Vouchers** and more. We welcome you to *Begin your*

[Apply and Enroll](#)

Next Steps

Academic Calendar

- Summer 2021
- Fall 2021
- Spring 2022

Apply for Admission

College Catalog

Online Orientation

ASK RAIDER

moorparkcollege.edu/apply-and-enroll/apply-admission

3. Click “Online Application for Admission”

Apply for Admission

[Home](#) > [Apply and Enroll](#) > [Apply for Admission](#)

Apply Online Now

[Online Application for Admission](#)

- You are eligible to attend Moorpark College if you have graduated from high school or are 18 years of age.
- You may also be eligible to attend under [Dual Enrollment](#) if you are still attending high school or below.

[International Students](#)

Here is a list of most [Frequently Asked Questions](#)

Returning Students:

- Re-Apply after missing two primary terms (Not Summer): [Online Application for Admission](#)
- Returning students may make changes to their e-mail address, phone,

Apply and Enroll

Next Steps

Academic Calendar

Spring 2021

Summer 2021

Fall 2021

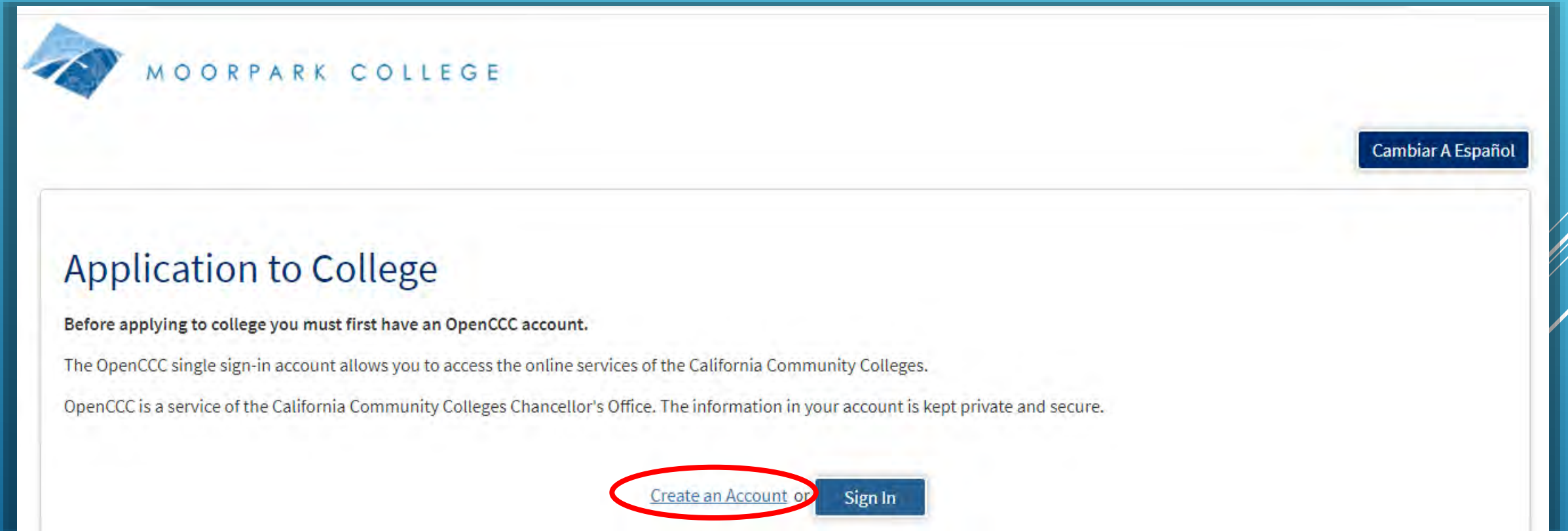
Apply for Admission


College Catalog

Online Orientation

4. Click “Create an Account.”

Note: If you have previously applied to Moorpark College, click “Sign In” in order to access your account, then after signing in, skip to Step 13 of these instructions)



 MOORPARK COLLEGE

[Cambiar A Español](#)

Application to College

Before applying to college you must first have an OpenCCC account.

The OpenCCC single sign-in account allows you to access the online services of the California Community Colleges.

OpenCCC is a service of the California Community Colleges Chancellor's Office. The information in your account is kept private and secure.

[Create an Account](#) or [Sign In](#)

5. Click “Begin Creating My Account”

Create Your OpenCCC Account

OpenCCC allows you to access California Community Colleges secure web applications.

You Must Have an Email Address

The California Community Colleges and OpenCCC will use email to send you important information. You will need to provide an email address when you create your account.

Free email accounts are available from many sources:

- [Google Gmail](#)
- [Yahoo Email](#)
- [Microsoft Outlook](#)
- [Other Providers](#)

Note: While all of the providers listed above have millions of users and are widely trusted to be reliable and secure, OpenCCC and the CCC Chancellor's Office do not endorse any particular email providers, and will have no liability should any issues arise with a particular email provider.

All information is kept secure and private as explained in the Privacy Policy. By creating an OpenCCC account, you are agreeing to the terms and conditions of the [Privacy Policy](#).

[Begin Creating My Account](#)

or

[Return to Sign In](#)


6. Enter your name. If you have a suffix (such as “Jr.”), or a preferred name, you may selection the option to enter it.


Create Account


Personal Information - Page 1 of 3


Legal Name


Enter your legal name as it appears on official documents such as your government issued ID.


First Name 

Check this box if you do not have a first name 

Middle Name 

Check this box if you do not have a middle name 

Last Name 

Suffix 

Do you have a previous name (such as a maiden name)?

Yes No

Do you have a preferred name that is different than your legal and/or previous name?

Yes No

7. Enter your date of birth twice. Then you may choose to enter a Social Security Number or you may choose not to. **NOTE: YOU ARE NOT REQUIRED TO ENTER A SOCIAL SECURITY NUMBER.**

Date of Birth

This information is used for protection of minors in online transaction environments, as well as to differentiate between persons having the same name. It is also used to comply with state and federal law pertaining to residency, guardianship, and admission of minors to college. This information will not be used in making admissions decisions except as permitted by law.

Date of Birth

Month Day Year

-- Select -- -- Select --

Confirm Date of Birth

Month Day Year

-- Select -- -- Select --

Social Security Number

The Social Security Number (SSN) or Taxpayer Identification Number (TIN/iTIN) is used by the college as a means of matching student records, facilitating federal financial aid, and reporting tax-related information to the Internal Revenue System (IRS). However, it is not required for admission.

[Why am I being asked for my social security number?](#)

Do you have a social security number or taxpayer identification number?

Yes, I have a social security number or taxpayer identification number.

No, I do not have a social security number or taxpayer identification number, or I decline to provide one at this time.

Continue or [Cancel](#)

8. Enter your email address twice, then enter your phone number. You are not required to authorize text messages, and you are not required enter a Second Telephone Number.

Create Account

Contact Information - Page 2 of 3

Email

An email address is required for important messages, including information about college admission and registration. Please enter an email address that you check regularly.

Email Address ⓘ

Repeat Email Address ⓘ

Telephone

Text messaging may be used by OpenCCC and individual colleges in situations such as account recovery, class cancellations, and emergency notifications. If you would like to receive text messages on your phone(s), please check the appropriate box(es).

Main Telephone Number ⓘ

Extension ⓘ

up to four digits

I authorize text messages to the telephone number above, and accept responsibility for any charges that result. ⓘ

Second Telephone Number ⓘ

Extension ⓘ

up to four digits

I authorize text messages to the telephone number above, and accept responsibility for any charges that result. ⓘ

9. Enter your address (where you live or where you get mail.) Do not check the boxes unless they apply to you! Click “Continue.”

Permanent Address

My permanent address is outside the United States. ⓘ

I have no permanent address because I am currently homeless. ⓘ
International, F1, M1, or J1 visa students MUST provide a permanent address.

Street Address ⓘ

Include apartment number or suite

City ⓘ

State ⓘ

-- Select State -- ▾

Zip Code ⓘ

Continue or [Cancel](#)

10. Create a Username for your application account, and a Password. Enter the password twice. Then create 4-digit Security PIN and enter it twice.

Create Account

Security and Credentials - Page 3 of 3

Username and Password

To enable you to sign in later, you must choose a unique username for your account.

Username ⓘ

Minimum 6 characters (letters, numbers, special characters)

Password ⓘ

7 to 20 characters (letters and at least one number)

Repeat Password ⓘ

- Be sure to record your username and password for later use.
- Please do not share your account with others, even family members.

Security PIN

For additional security, please create a 4-digit Personal Identification Number (PIN) for your account. Enter your PIN twice to make sure you type it correctly.

PIN ⓘ

Repeat PIN ⓘ

11. Select three Security Questions, and provide a simple answer to each one. It is recommended that your answers be simple (one word) and easy to remember! Check the box next to “I’m not a robot.” Then click “Create My Account.”

Security Questions

If you forget your username or password, or if you want to change your password or PIN, you will be asked one or more of your personal security question. Please select three security questions you would like to be asked, and enter your answers to those questions.

First Security Question ⓘ

-- Please Choose a Question --

Answer to the First Security Question ⓘ

Second Security Question ⓘ

-- Please Choose a Question --


Answer to the Second Security Question ⓘ

Third Security Question ⓘ

-- Please Choose a Question --

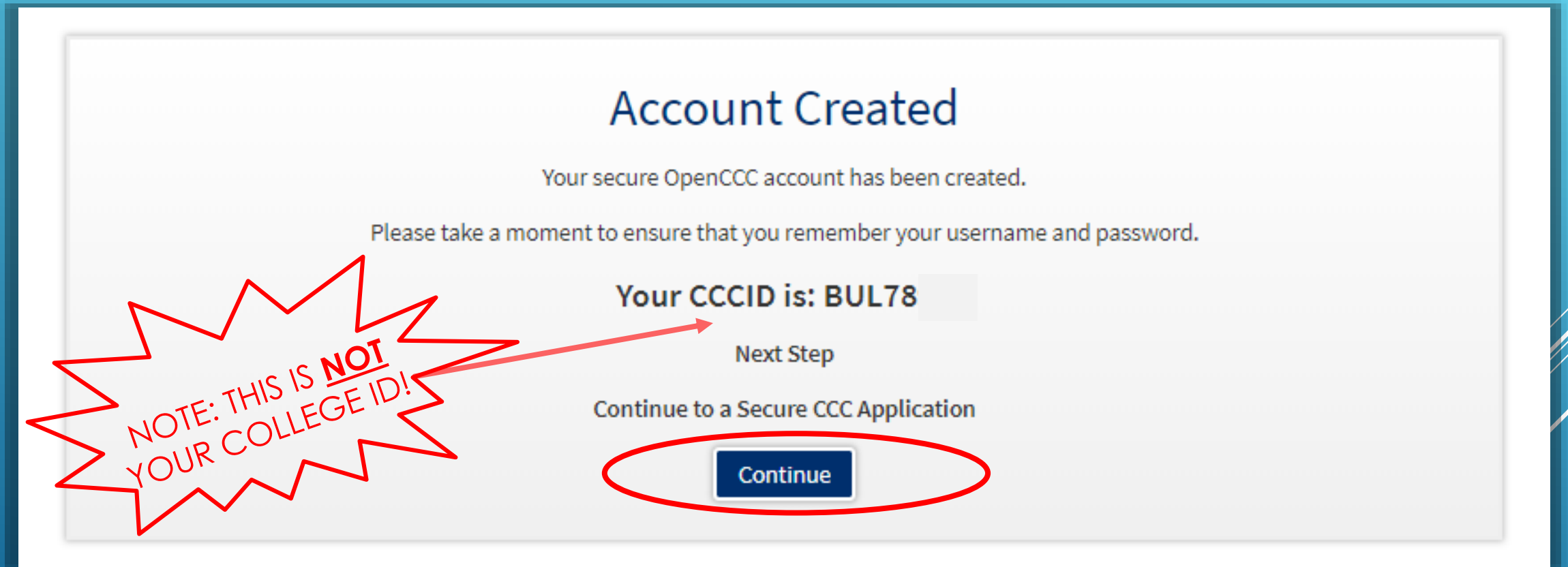
Answer to the Third Security Question ⓘ

I'm not a robot

 reCAPTCHA
Privacy - Terms

[Create My Account](#) or [Cancel](#)

12. This page indicates that your initial account has been created. Click "Continue" to proceed with the application to Moorpark College. Note: Your CCCID is not your Moorpark College Student ID and you do not need to remember it!



Account Created

Your secure OpenCCC account has been created.

Please take a moment to ensure that you remember your username and password.

Your CCCID is: **BUL78**

Next Step

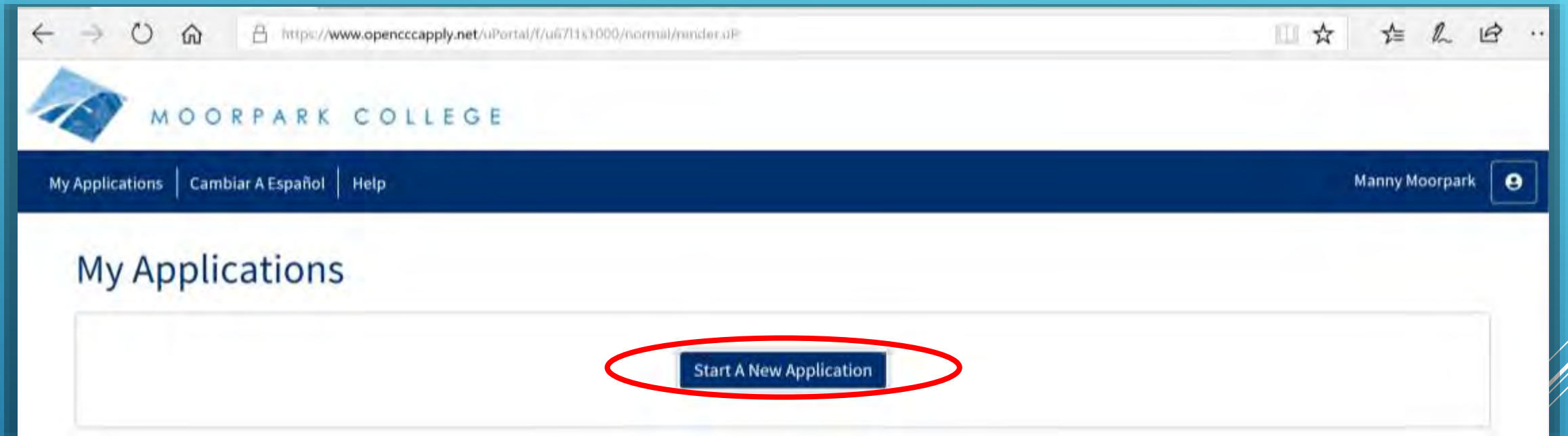
Continue to a Secure CCC Application

Continue

NOTE: THIS IS NOT YOUR COLLEGE ID!

The screenshot shows a confirmation page for an OpenCCC account. The title is "Account Created" in blue. Below it, a message states "Your secure OpenCCC account has been created." and "Please take a moment to ensure that you remember your username and password." The CCCID is displayed as "Your CCCID is: BUL78" in a grey box. Below this, it says "Next Step" and "Continue to a Secure CCC Application". A blue "Continue" button is at the bottom, circled in red. A red starburst callout on the left contains the text "NOTE: THIS IS NOT YOUR COLLEGE ID!" with an arrow pointing to the CCCID.

13. Click “Start A New Application”



The screenshot shows a web browser window with the URL <https://www.opencccapply.net/uiPortal/f/uf6711s3000/normal/render.uP>. The page header features the Moorpark College logo and the text "MOORPARK COLLEGE". Below the header, there is a navigation bar with links for "My Applications", "Cambiar A Español", and "Help", and a user profile for "Manny Moorpark". The main content area is titled "My Applications" and contains a large white box with a blue button labeled "Start A New Application" centered inside it. The button is circled in red.

14. Select the proper term for you based on the information in the table on the left, below. For *Education Goal*, *Major Category*, and *Intended Major or Program of Study*, select exactly what is showing in the screen shot below.

Your Class Term	"Term Applying For"
Fall 2021	"Fall 2021"
Spring 2021	"Spring 2022"
All Year Long	"Spring 2022"

College Application
Moorpark College

Welcome

Enrollment Information

Term Applying For @
FALL 2021 - 202107 (August 16, 2021 to December 16, 2021)

Educational Goal @
Undecided on goal

Major Category @
All Majors

Intended Major or Program of Study @
General Studies: Humanities Pattern I-AA

15. If you wish to review your account information you may click “Review my Account” or “Edit Account”

College Application

Moorpark College | Term: SPRING 2022 - 202203 | Application #: 21758897

Account Information

Review OpenCCC Account Information

i The following account information will be submitted with your application to college. Please carefully review this information and change any outdated information.

[Edit Account](#)

Name & Identity

Current Full Name

Manny Moorpark

Previous or Alternate Name

Preferred Name

Social Security Number

⚠ SSN Not Provided

It is important to provide your Social Security Number. Please edit your account.

Date of Birth

September 01, 2005

Contact

Permanent Address

7075 Campus Rd
Moorpark, CA 93021

Main Phone

(805) 553-4767
Not authorized for text messages

Second Phone

Email

trevorhess@yahoo.com

16. Review the “Parent/Guardian Information,” and select only what applies to you. Enter the name of a parent or guardian when prompted.

Parent/Guardian Information

By California law, qualification for resident tuition is based on the residency of your parent(s) or guardian(s) until you are 19 years of age, except in certain special circumstances. The following questions will be used to determine whether or not you need to provide parent or guardian information for the purposes of determining residency. Your response will not affect your admission to college.

Select the statement that applies to you:

At least one of the following statements is true about me. ⓘ

- I am or have been married.
- I am legally emancipated
- I do not have a living parent or guardian.
- I was in foster care any time after my 13th birthday.
- As of January 09, 2022, I will be on active duty in the armed services.
- As of January 09, 2022, I will have been self supporting for at least one year.

None of the statements above is true about me. ⓘ

 TIP: Most students will select this option

17. Check the box next to “My mailing address is the same as the Permanent Address in my OpenCCC Account above” to avoid having to enter your address again.

Current Mailing Address

My mailing address is the same as the Permanent Address in my OpenCCC Account above ⓘ

My current mailing address is outside the United States ⓘ

Street Address ⓘ

7075 Campus Rd

Include apartment number or suite

City ⓘ

Moorpark

State ⓘ

California

Zip Code ⓘ

93021

Save Continue

18. For College Enrollment Status, select “Enrolling in high school (or lower grade) and college at the same time.” Under High School Education, select “Will be enrolled in high school (or lower grade) and college at the same time.” DO NOT SELECT ANY OTHER OPTIONS!

College Application

Moorpark College | Term: | Application #: 17944691

Education

College Enrollment Status

As of August 16, 2020, I will have the following college enrollment status: ⓘ

Enrolling in high school (or lower grade) and college at the same time ▼

High School Education

High school education level as of August 16, 2020 ⓘ

Will be enrolled in high school (or lower grade) and college at the same time ▼

19. Select "I attended high school." Under "State," select California. Below that, type the name of your high school and select it when it appears .

Last School Attended ⓘ

I attended high school. ▼

Country ⓘ

United States of America (the) ▼

State ⓘ

California ▼

Enter the name or city of the last school or homeschool you attended. Then make a selection from the list. ⓘ

Type the name of your high school here, then select it when it appears

[Change](#)

School or Organization ⓘ

City ⓘ

20. Starting with your last completed grade level, select the options from the drop down menus that apply to you, including your estimated GPA, and your last completed English and math courses.

High School Transcript Information

College staff use this information to provide guidance. Your responses will not affect your admission to college.

What was the highest grade you completed in high school?

What was your [unweighted high school GPA](#) (grade point average)? Please enter a value between 0.00 and 4.00. [?](#)

If you are still in high school, enter your [cumulative unweighted GPA](#) as of the end of 11th grade.

What was the highest English course you completed in high school? You may have passed or not passed the course, but you remained enrolled until the end.

What was the highest [math course](#) you completed in high school? You may have passed or not passed the course, but you remained enrolled until the end.

21. Under College Education, select "No degree." Under Colleges/Universities Attended, select "None." **DO NOT SELECT ANY OTHER OPTIONS.**

College Education

College education level as of August 16, 2020 ?

No degree

Colleges/Universities Attended

Specify the number of colleges you have attended including those you are currently attending.

None

Save Continue

22. Complete the Citizenship/Military Information. NOTE: ALL STUDENTS ARE WELCOME AT MOORPARK COLLEGE, REGARDLESS OF CITIZENSHIP OR IMMIGRATION STATUS!

If you are a U.S. Citizen, select the option circled below:

or

If you are not a U.S. Citizen, select the option circled below. You may then select **“No documents”**

The screenshot shows the 'College Application' page for Moorpark College, Term: SPRING 2020 -202003, Application #: 15175964. The 'Citizenship/Military' section is active. Under the 'Citizenship' heading, the 'Citizenship Status' dropdown menu is open, and 'U.S. Citizen' is selected and circled in red. Below this, the 'U.S. Military/Dependent of Military' section has 'None apply to me' selected. At the bottom, the 'Continue' button is circled in red.

The screenshot shows the 'College Application' page for Moorpark College, Term: SPRING 2020 -202003, Application #: 15175964. The 'Citizenship/Military' section is active. Under the 'Citizenship' heading, the 'Citizenship Status' dropdown menu is open, and 'Other' is selected and circled in red. Below this, the 'U.S. Military/Dependent of Military' section has 'None apply to me' selected. In the 'If you are not a U.S. citizen, please enter the following:' section, the 'No documents' checkbox is checked and circled in red. At the bottom, the 'Continue' button is circled in red.

23. Answer the California Residence question, but DO NOT select any of the Out-of-State Activities

College Application

Moorpark College | Term: FALL 2020 - 202007 | Application #: 17944691

Residency

California Residence

Have you lived in California continuously since August 16, 2018? [?](#)

Yes No

Out-of-State Activities

As of August 16, 2018, have you engaged in any of the following activities? Check each activity that applies.

- I paid taxes outside of California [?](#)
- I registered to vote outside of California [?](#)
- I declared residency at a college or university outside of California [?](#)
- I filed for a lawsuit or divorce outside of California [?](#)

24. Answer the Special Residency questions according to your situation, then click “Continue.”

Special Residency Categories

At any time in the last 24 months were you determined to be homeless by any of the following agencies? ⓘ

- High school or school district homeless liaison
- Emergency shelter or transitional housing program
- Director of a runaway or homeless youth basic center or transitional living program

Yes No

Have you ever been in [court-ordered foster care](#)? ⓘ

Yes No

25. Answer the Main Language question according to your situation. **Select “No” for both** Financial Assistance questions. FINANCIAL ASSISTANCE IS NOT AVAILABLE OR NEEDED FOR ARTICULATED CLASS BECAUSE THEY ARE FREE!

College Application

Moorpark College | Term: FALL 2020 - 202007 | Application #: 17944691

Needs & Interests

This information you provide on this page will not be used in making admission decisions and will not be used for discriminatory purposes.

Main Language

Are you comfortable reading and writing English?

Yes No

Financial Assistance

Are you interested in receiving information about money for college?

Yes No [clear selection](#)

Are you receiving TANF/CalWORKs, SSI, or General Assistance?

Yes No [clear selection](#)

Select
"No"

26. For Athletic Interest, select “No, I am not interested in participating in a sport...” This option can be changed if you attend Moorpark College *after* high school.

Athletic Interest

Are you interested in participating in a sport while attending college?

(Your response does not obligate you in any way. To be eligible to participate on an intercollegiate team, you must be enrolled in at least 12 units.)

Yes, I am interested in one or more sports, including the possibility of playing on an intercollegiate team.

Yes, I am interested in participating in some sports, but not in playing on an intercollegiate team.

No, I am not interested in participating in a sport (beyond taking P.E. classes).

27. Do not select any Programs & Services, as these do not apply to students in high school articulated classes. Click “Continue.”

Programs & Services

Check the programs and services in which you are interested. (Not all college campuses offer every program and service listed.)

- Academic counseling/advising
- Basic skills (reading, writing, math)
- CareerWorks
- Career planning
- Child care
- Counseling - personal
- DSPS - Disabled Student Programs and Services
- EOPS - Extended Opportunity Programs and Services
- ESL - English as a Second Language
- Health services
- Housing information
- Employment assistance
- Online classes
- Re-entry program (after 5 years out)
- Scholarship information
- Student government
- Testing, assessment, orientation
- Transfer information
- Tutoring services
- Veterans services

Save Continue

28. Complete the Demographic Information if you wish– it is optional and voluntary.

College Application

Moorpark College | Term: FALL 2020 - 202007 | Application #: 17944691

Demographic Information

Gender/Transgender

This information will be used for state and federal reporting purposes. It is optional and voluntary and will not be used for a discriminatory purpose. "Gender" in this context, means a person's sex, or a person's [gender identity](#) and [gender expression](#).

Gender ⓘ

-- Select Gender --



Do you consider yourself [transgender?](#) ⓘ

-- Select Transgender Response --



Sexual Orientation

By California law, the California Community Colleges collect voluntary demographic information regarding the sexual orientation, gender identity, and gender expression of students.

- This information is used for summary demographic reporting and will not be used for a discriminatory purpose.
- Your responses are kept private and secure.
- Providing this information is optional.

Please indicate your [sexual orientation](#) ⓘ

-- Select Sexual Orientation --



29. Enter the education level(s) of your parent(s) or guardian(s), then select your Race/Ethnicity. Click “Continue”

Parent/Guardian Educational Levels

Regardless of your age, please indicate the education levels of the [parents and/or guardians who raised you](#).

Parent or Guardian 1 @

-- Select Education Level --

Parent or Guardian 2 @

-- Select Education Level --

Race/Ethnicity

Per U.S. Department of Education guidelines, colleges are required to collect this racial and ethnic data.

Check the box below if you identify as Hispanic or Latino. If you indicate that you are Hispanic or Latino, you will have the option to select more specific ancestry groups.

Are you Hispanic or Latino?

Yes No

Check all of the ethnicity, nation, and ancestry groups that you identify with. When you select a major ethnicity group, you will have the option to select more specific ancestry groups. Select all that apply.

Asian

American Indian or Alaska Native

Black or African American

Native Hawaiian or Other Pacific Islander

Middle Eastern or North African

White

Save **Continue**

30. Answer the Supplemental Questions according to your needs and preferences, then click “Continue.”

Moorpark College | Term: FALL 2020 - 202007 | Application #: 17944691

Supplemental Questions

Moorpark College would like to gather some additional information on your application to college. The following questions are optional and have no bearing on any admissions, financial aid or curricular decisions. Answers are kept confidential and are not involved in the admissions process. Please check each item that applies to you.

Supplement A

You have a physical limitation such as a hearing, speech, visual, mobility or health impairment and/or learning disability.

Yes No

You are in the first generation of college students in your family. Neither your mother or father attended college.

Yes No

You are interested in participating in Student Activities.

Yes No

You need to arrange for child care in order to attend classes.

Yes No

You have been laid off or terminated from your job, are long-term unemployed, and are at least 22 years of age and would like financial assistance.

Yes No

Are you a military veteran with a service-connected disability?

Yes No

31. Select “I consent.” If you want to review your application before submission, click “Review My Application”

College Application

Moorpark College | Term: FALL 2020 - 202007 | Application #: 17944691

Submission

Review Your Responses

[Save as PDF](#)

We recommend that you review your responses to ensure you've provided complete and accurate information.

[Review My Application](#)

Request for Consent to Release Information

I authorize the Chancellor's Office, California Community Colleges, and the community colleges I am attending to release necessary personal information contained in my education records, including my Social Security number, for the purposes described below. To learn more about how your personal information is stored and used, see the [Privacy Policy](#). ⓘ

- To federal or state agencies to evaluate jointly administered programs or to comply with reporting requirements;
- To data matching services to measure student success in transferring to four-year colleges or universities;
- To colleges, universities, or government agencies to promote outreach to students and to enhance transfer;
- To the California Student Aid Commission to facilitate the award of financial aid; and
- To organizations or agencies assisting the Chancellor's Office or the community colleges you attend with research and analysis.

I consent

I do not consent


32. After reading the information, check the two boxes circled below, then click “Submit My Application.”

Submit Your Application


You are about to submit your application to Moorpark College.
NO CHANGES can be made to your application once it is submitted.

California state law* allows you to submit your application and residency information online with an electronic signature verification. Your completion of this page will provide the necessary verification for electronic submission. The security and privacy of the information in your submitted application are protected as described in the CCCApply Privacy Policy.

* Section 54500 of subchapter 4.5 of chapter 5 of division 6 of title 5 of the California Code of Regulations.

By checking here, I, Manny Moorpark, declare that: 

- All of the information in this application pertains to me.
- Under penalty of perjury, the statements and information submitted in this online admission application are true and correct.
- I understand that falsification, withholding pertinent data, or failure to report changes in residency may result in District action.
- I understand that all materials and information submitted by me for purposes of admission become the property of Moorpark College.

By checking here, I, Manny Moorpark, acknowledge understanding that: 

- Federal and state financial aid programs are available and may include aid in the form of grants, work study, and/or any available student loans. I am aware that I may apply for assistance for up to the total cost of my education including enrollment fees, books & supplies, transportation, and room and board expense.
- I may apply for financial assistance if I am enrolled in an eligible program of study (certificate, associate degree, or transfer), and may receive aid if qualified, regardless of whether I am enrolled full-time or part-time.
- Financial aid program information and application assistance are available in the financial aid office at the college. The application is also available on-line.

Note: CCCApply will provide links to financial aid information and applications after you submit this application. You can also find financial aid information at www.icanaffordcollege.com, and on most college websites.

33. After you click “Submit My Application,” you are finished! Be sure to read carefully the information and instructions on the next page. Afterward, you may be asked to complete an optional Application Survey.

Next Steps (READ CAREFULLY!)

- Within a couple of days you will receive an email to the email address you provided.
- The email will say, “Welcome to Moorpark College,” and will contain your student ID Number.
- **Your Moorpark College ID Number is a 9-digit number that starts with “900”**
- Your Moorpark College ID Number (aka your “900 Number”) will be used in the next step of the high school articulation process, when you create an account at CATEMA.com
- *IMPORTANT: You will also receive an email which mentions your CCCID. The CCCID IS NOT your Moorpark College ID Number, and you do not need to remember it.*