

CÓMO COMPLETAR LA SOLICITUD PARA MOORPARK COLLEGE

Para estudiantes de secundaria en clases
articuladas

A series of several parallel white lines of varying thicknesses, slanted diagonally from the bottom left towards the top right, set against a blue gradient background.

INSTRUCCIONES (¡LEA ESTO CON ATENCIÓN!)

Todos los estudiantes que deseen recibir crédito universitario de Moorpark College deben postularse a la Colegio Comunitario y recibir un número de identificación de estudiante universitario. Cada número de identificación de estudiante universitario comienza con "900" y, por esta razón, se le llama comúnmente "Número 900". Las siguientes páginas contienen imágenes de la pantalla de la solicitud de admisión a Moorpark College.

1. Utilice las imágenes de la pantalla y las instrucciones adjuntas para completar la solicitud.
2. instrucciones son específicas para los estudiantes en las clases articuladas de la escuela secundaria.
3. Tenga en cuenta: tener o divulgar un Número de Seguro Social o otra información relacionada con el estado migratorio NO es un requisito para solicitar o recibir crédito universitario de Moorpark College!
4. Consejo: Google Chrome es el navegador de Internet recomendado. Algunos navegadores de Internet pueden funcionar mejor que otros para la aplicación.

Si tiene preguntas o problemas relacionados con la solicitud o estas instrucciones, comuníquese con Trevor Hess, consejero de Moorpark College, al (805) 553-4767, o thess@vcccd.edu

1. Vaya a www.moorparkcollege.edu y haga clic en "APPLY - ENROLL"

The image shows a screenshot of the Moorpark College website. The browser address bar displays <https://www.moorparkcollege.edu>. The website header includes the college logo on the left and a navigation menu on the right with links for Alerts, MyVCCCD, Canvas, Schedule of Classes, Mobile App, and En Español. Below this is a secondary navigation menu with links for About, Admissions & Aid, Academic Programs, Students, Employees, and Apply - Enroll. The 'Apply - Enroll' link is highlighted with a red circle. The main content area features a large banner with a smiling man wearing a baseball cap. The banner text reads 'Discover Your Future!' and 'Classes Start Month'. A yellow button labeled 'ASK RAIDER' is located in the bottom right corner of the banner.

2. En el menú desplegable, haga clic en "Apply for Admission".

https://www.moorparkcollege.edu/apply-and-enroll

Apply and Enroll

[Home](#) > [Apply and Enroll](#)

APPLY FOR ADMISSION

INTERNATIONAL STUDENTS

Moving Forward Together

Moorpark College Welcomes ALL Students

We embrace the uniqueness of each and every student. As Champions in diversity and higher education, **we offer wrap-around support services** to all of our students in their educational journey. Each course offered by Moorpark College is open to enrollment regardless of immigration status and age. **[Student Stimulus CASH](#)** available **MAX 100.00 free Cash Vouchers** and more. We welcome you to *Begin your*

[Apply and Enroll](#)

Next Steps

Academic Calendar

- Summer 2021
- Fall 2021
- Spring 2022

Apply for Admission

College Catalog

Online Orientation

ASK RAIDER

moorparkcollege.edu/apply-and-enroll/apply-admission

3. Haga clic en “Online Application for Admission”

Apply for Admission

[Home](#) > [Apply and Enroll](#) > **Apply for Admission**

Apply Online Now

[Online Application for Admission](#)

- You are eligible to attend Moorpark College if you have graduated from high school or are 18 years of age.
- You may also be eligible to attend under [Dual Enrollment](#) if you are still attending high school or below.

[International Students](#)

Here is a list of most [Frequently Asked Questions](#)

Returning Students:

- Re-Apply after missing two primary terms (Not Summer): [Online Application for Admission](#)
- Returning students may make changes to their e-mail address, phone

Apply and Enroll

Next Steps

Academic Calendar

Spring 2021

Summer 2021

Fall 2021

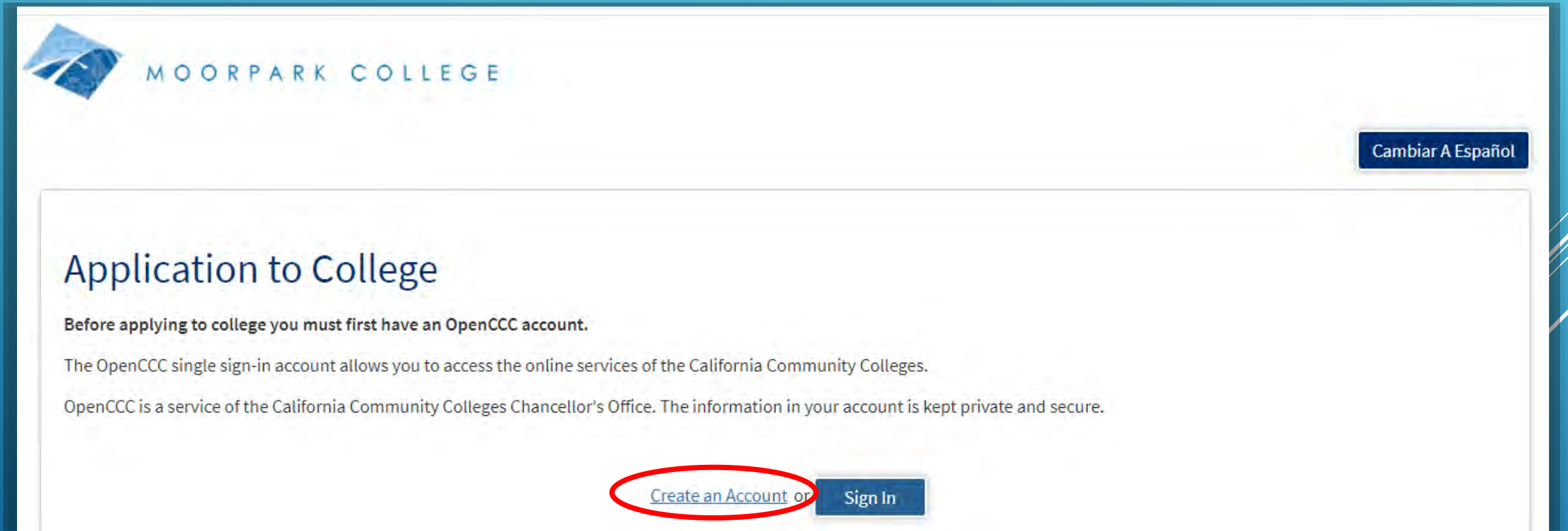
Apply for Admission


College Catalog

Online Orientation

4. Haga clic en "Create an Account."

Nota: Si ya se postuló para Moorpark College, haga clic en "Sign In" para acceder a su cuenta, luego, después de iniciar sesión, vaya al Paso 13 de estas instrucciones)



 MOORPARK COLLEGE

[Cambiar A Español](#)

Application to College

Before applying to college you must first have an OpenCCC account.

The OpenCCC single sign-in account allows you to access the online services of the California Community Colleges.

OpenCCC is a service of the California Community Colleges Chancellor's Office. The information in your account is kept private and secure.

[Create an Account or](#) [Sign In](#)

5. Haga clic en “Begin Creating My Account”

Create Your OpenCCC Account

OpenCCC allows you to access California Community Colleges secure web applications.

You Must Have an Email Address

The California Community Colleges and OpenCCC will use email to send you important information. You will need to provide an email address when you create your account.

Free email accounts are available from many sources:

- [Google Gmail](#)
- [Yahoo Email](#)
- [Microsoft Outlook](#)
- [Other Providers](#)

Note: While all of the providers listed above have millions of users and are widely trusted to be reliable and secure, OpenCCC and the CCC Chancellor's Office do not endorse any particular email providers, and will have no liability should any issues arise with a particular email provider.

All information is kept secure and private as explained in the Privacy Policy. By creating an OpenCCC account, you are agreeing to the terms and conditions of the [Privacy Policy](#).

[Begin Creating My Account](#)

or


[Return to Sign In](#)


6. Ingrese su nombre. Si tiene un sufijo (como "Jr.") o un nombre preferido, puede seleccionar la opción para ingresarlo.


Create Account


Personal Information - Page 1 of 3


Legal Name
Enter your legal name as it appears on official documents such as your government issued ID.


First Name 


Check this box if you do not have a first name 

Middle Name 

Check this box if you do not have a middle name 

Last Name 

Suffix 

None 

Do you have a previous name (such as a maiden name)?

Yes No

Do you have a preferred name that is different than your legal and/or previous name?

Yes No

7. Ingrese su fecha de nacimiento dos veces. Luego, puede optar por ingresar un Número de Seguro Social o puede optar por no hacerlo. NOTA: NO ES REQUERIDO INGRESAR UN NÚMERO DE SEGURO SOCIAL.

Date of Birth

This information is used for protection of minors in online transaction environments, as well as to differentiate between persons having the same name. It is also used to comply with state and federal law pertaining to residency, guardianship, and admission of minors to college. This information will not be used in making admissions decisions except as permitted by law.

Date of Birth

Month	Day	Year
<input type="text" value="-- Select --"/>	<input type="text" value="-- Select --"/>	<input type="text"/>

Confirm Date of Birth

Month	Day	Year
<input type="text" value="-- Select --"/>	<input type="text" value="-- Select --"/>	<input type="text"/>

Social Security Number

The Social Security Number (SSN) or Taxpayer Identification Number (TIN/ITIN) is used by the college as a means of matching student records, facilitating federal financial aid, and reporting tax-related information to the Internal Revenue System (IRS). However, it is not required for admission.

[Why am I being asked for my social security number?](#)

Do you have a social security number or taxpayer identification number?

Yes, I have a social security number or taxpayer identification number.

No, I do not have a social security number or taxpayer identification number, or I decline to provide one at this time.

or [Cancel](#)

8. Ingrese su dirección de correo electrónico dos veces, y luego ingrese su número de teléfono. No es necesario que autorice los mensajes de texto y no es necesario que ingrese un segundo número de teléfono.

Create Account

Contact Information - Page 2 of 3

Email

An email address is required for important messages, including information about college admission and registration. Please enter an email address that you check regularly.

Email Address ⓘ

Repeat Email Address ⓘ

Telephone

Text messaging may be used by OpenCCC and individual colleges in situations such as account recovery, class cancelations, and emergency notifications. If you would like to receive text messages on your phone(s), please check the appropriate box(es).

Main Telephone Number ⓘ

Extension ⓘ

up to four digits

I authorize text messages to the telephone number above, and accept responsibility for any charges that result. ⓘ

Second Telephone Number ⓘ

Extension ⓘ

up to four digits

I authorize text messages to the telephone number above, and accept responsibility for any charges that result. ⓘ

9. Ingrese su dirección (donde vive o donde recibe el correo). No marque las casillas a menos que se apliquen a usted. Haga clic en "Continue".

Permanent Address

My permanent address is outside the United States. ⓘ

I have no permanent address because I am currently homeless. ⓘ
International, F1, M1, or J1 visa students MUST provide a permanent address.

Street Address ⓘ

Include apartment number or suite

City ⓘ

State ⓘ

-- Select State -- ▾

Zip Code ⓘ

Continue or [Cancel](#)

10. Cree un nombre de usuario para su cuenta de aplicación y una contraseña. Ingrese la contraseña dos veces. Luego cree un PIN de seguridad de 4 dígitos e ingréselo dos veces.

Create Account

Security and Credentials - Page 3 of 3

Username and Password

To enable you to sign in later, you must choose a unique username for your account.

Username ⓘ

Minimum 6 characters (letters, numbers, special characters)

Password ⓘ

7 to 20 characters (letters and at least one number)

Repeat Password ⓘ

- Be sure to record your username and password for later use.
- Please do not share your account with others, even family members.

Security PIN

For additional security, please create a 4-digit Personal Identification Number (PIN) for your account. Enter your PIN twice to make sure you type it correctly.

PIN ⓘ

Repeat PIN ⓘ

11. Seleccione tres preguntas de seguridad y proporcione una respuesta sencilla a cada una. ¡Se recomienda que sus respuestas sean simples (una palabra) y fáciles de recordar! Marque la casilla junto a "Create my Account". Luego, haga clic en "Create My Account".

Security Questions

If you forget your username or password, or if you want to change your password or PIN, you will be asked one or more of your personal security question. Please select three security questions you would like to be asked, and enter your answers to those questions.

First Security Question ⓘ

-- Please Choose a Question --

Answer to the First Security Question ⓘ

Second Security Question ⓘ


-- Please Choose a Question --

Answer to the Second Security Question ⓘ

Third Security Question ⓘ

-- Please Choose a Question --

Answer to the Third Security Question ⓘ

I'm not a robot  reCAPTCHA
Privacy - Terms

or [Cancel](#)

12. Esta página indica que se ha creado su cuenta inicial. Haga clic en "Continue" para continuar con la solicitud a Moorpark College. Nota: ¡Su CCCID no es su identificación de estudiante de Moorpark College y no es necesario que la recuerde!

Account Created

Your secure OpenCCC account has been created.

Please take a moment to ensure that you remember your username and password.

Your CCCID is: BUL78

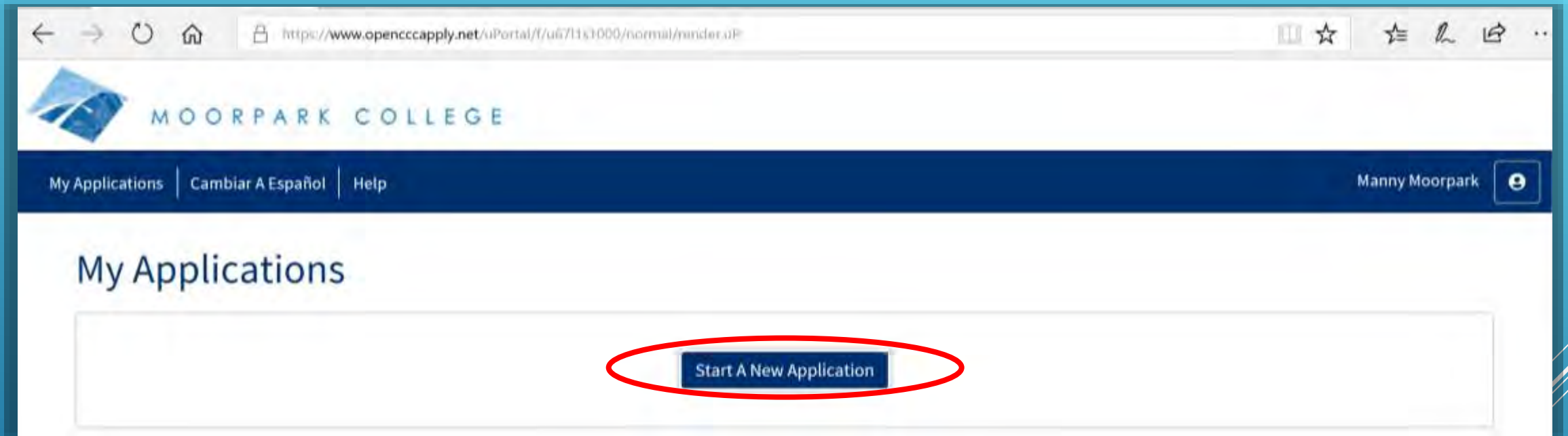
Next Step

Continue to a Secure CCC Application

Continue

**NOTA: ¡ESTA NO ES SU ID
DEL COLEGIO!**

13. Haga clic en “Start A New Application”



The screenshot shows a web browser window with the URL <https://www.opencccapply.net/uiPortal/f/ua6711s3000/normal/render.uP>. The page header features the Moorpark College logo and the text "MOORPARK COLLEGE". Below the header, there is a navigation bar with links for "My Applications", "Cambiar A Español", and "Help", and a user profile for "Manny Moorpark". The main content area is titled "My Applications" and contains a large white box with a blue button labeled "Start A New Application" centered inside it. The button is circled in red.

14. Seleccione el término adecuado para usted según la información de la tabla de la izquierda a continuación. Para el “Educational Goal,” “Major Category,” and “Intended Major or Program of Study,” seleccione exactamente lo que se muestra en la captura de pantalla a continuación. Haga clic en “Continue”.

Tu Término de Clase	“Term Applying For”
Otoño 2021	“Fall 2021”
Primavera 2021	“Spring 2022”
Todo el año	“Spring 2022”

College Application

Moorpark College | Term: SUMMER 2021 - 202105

Welcome

Enrollment Information

Term Applying For ⊕
FALL 2021 - 202107 (August 16, 2021 to December 16, 2021) ▼

Educational Goal ⊕
Undecided on goal ▼

Major Category ⊕
All Majors ▼

Intended Major or Program of Study ⊕
General Studies: Humanities Pattern I-AA ▼

Save Continue

15. Si desea revisar su cuenta información haga clic en "Review my Account" o "Edit Account"

College Application

Moorpark College | Term: SPRING 2022 - 202203 | Application #: 21758897

Account Information

Review OpenCCC Account Information

1 The following account information will be submitted with your application to college. Please carefully review this information and change any outdated information.

[Edit Account](#)

Name & Identity

Current Full Name

Manny Moorpark

Previous or Alternate Name

Preferred Name

Social Security Number

⚠ SSN Not Provided

It is important to provide your Social Security Number. Please edit your account.

Date of Birth

September 01, 2005

Contact

Permanent Address

7075 Campus Rd
Moorpark, CA 93021

Main Phone

(805) 553-4767
Not authorized for text messages

Second Phone

Email

trevorhiess@yahoo.com

16. Revise la "Parent/Guardian Information" y seleccione solo lo que se aplique a usted. Ingrese el nombre de un padre o guardián cuando se le solicite.

Parent/Guardian Information

By California law, qualification for resident tuition is based on the residency of your parent(s) or guardian(s) until you are 19 years of age, except in certain special circumstances. The following questions will be used to determine whether or not you need to provide parent or guardian information for the purposes of determining residency. Your response will not affect your admission to college.

Select the statement that applies to you:

At least one of the following statements is true about me. ⓘ

- I am or have been married.
- I am legally emancipated
- I do not have a living parent or guardian.
- I was in foster care any time after my 13th birthday.
- As of January 09, 2022, I will be on active duty in the armed services.
- As of January 09, 2022, I will have been self supporting for at least one year.

None of the statements above is true about me. ⓘ

CONSEJO: La mayoría de los estudiantes seleccionarán esta opción

17. Marque la casilla junto a "My mailing address is the same as the Permanent Address in my OpenCCC Account above" para evitar tener que ingresar la información de su dirección nuevamente.

Current Mailing Address

My mailing address is the same as the Permanent Address in my OpenCCC Account above ⓘ

My current mailing address is outside the United States ⓘ

Street Address ⓘ

7075 Campus Rd

Include apartment number or suite

City ⓘ

Moorpark

State ⓘ

California

Zip Code ⓘ

93021

Save Continue

18. Debajo de College Enrollment Status, seleccione "Enrolling in high school (or lower grade) and college at the same time". Debajo de High School Education, seleccione "Will be enrolled in high school (or lower grade) and college at the same time". **NO SELECCIONE NINGUNAS OTRAS OPCIONES.**

The screenshot shows a form titled "Last School Attended" with several dropdown menus and a text input field. The first dropdown menu is labeled "Last School Attended" and has the option "I attended high school." selected. Below it are three more dropdown menus: "Country" with "United States of America (the)" selected, "State" with "California" selected, and "School or Organization" which is currently empty. Below the "School or Organization" dropdown is a text input field for "City" which is also empty. A red text overlay is positioned over the "School or Organization" dropdown and the "City" text input field.

Escriba el nombre de su escuela secundaria aquí, luego selecciónelo cuando aparezca

19. Seleccione "I attended high school". Debajo de "State," seleccione California. Debajo de eso, escriba el nombre de su escuela secundaria y selecciónelo cuando aparezca.

Last High School Attended [?]

I attended high school.

I was homeschooled in a registered homeschool organization.

I was independently homeschooled.

I did not attend high school and was not homeschooled.

Country [?]

United States of America (the) ▼

State [?]

-- Select a State -- ▼

Enter the name or city of your high school or homeschool organization. Then make a selection from the list. [?]

(Escriba el nombre de su escuela secundaria aquí, luego selecciónelo cuando aparezca)

20. Comenzando con su último nivel de grado completado, seleccione las opciones de los menús desplegables que se apliquen a usted, incluido su GPA estimado y sus últimos cursos de inglés y matemáticas completados.

High School Transcript Information

College staff use this information to provide guidance. Your responses will not affect your admission to college.

What was the highest grade you completed in high school?

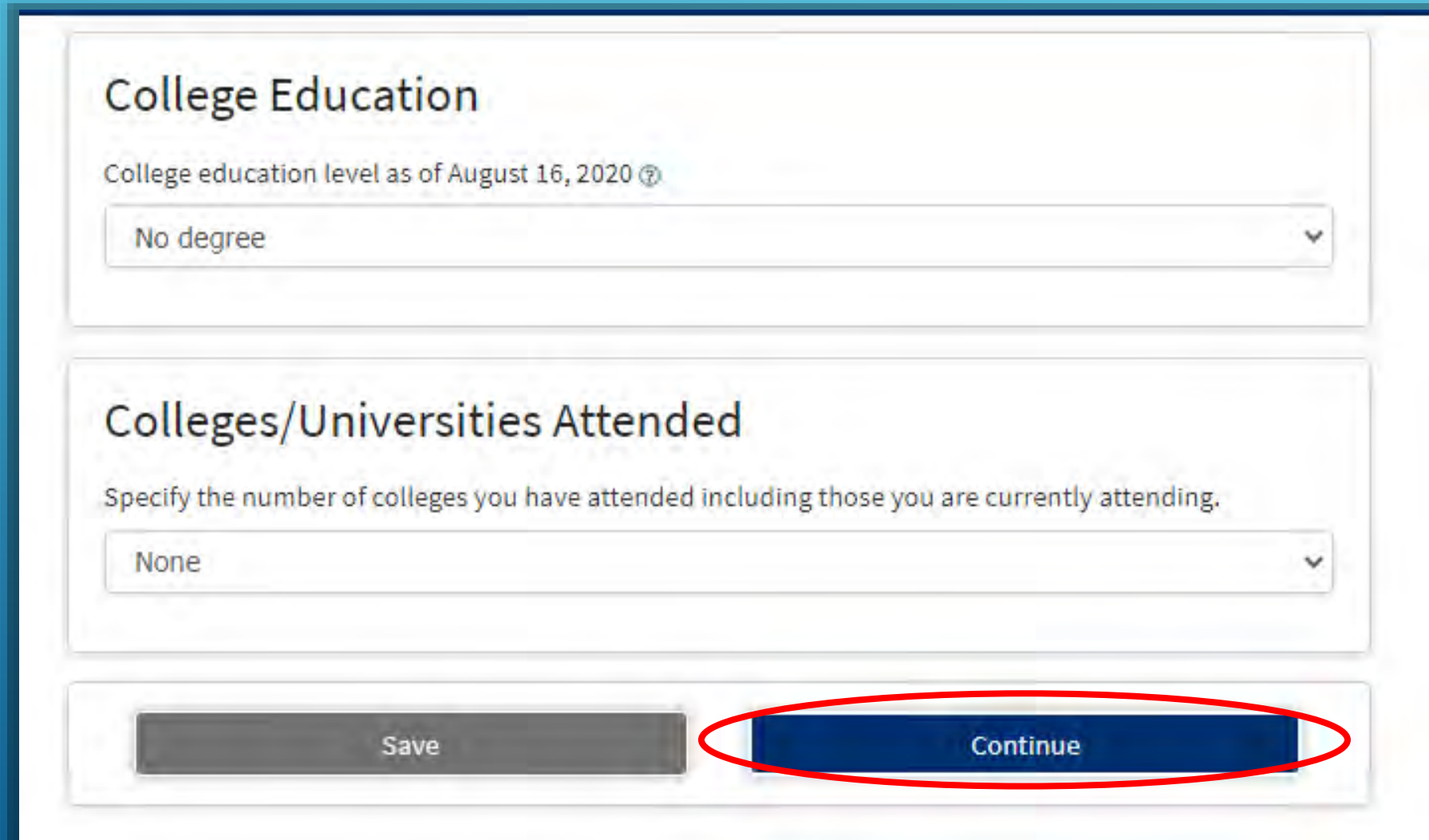
What was your [unweighted high school GPA](#) (grade point average)? Please enter a value between 0.00 and 4.00. [?](#)

If you are still in high school, enter your [cumulative unweighted GPA](#) as of the end of 11th grade.

What was the highest English course you completed in high school? You may have passed or not passed the course, but you remained enrolled until the end.

What was the highest [math course](#) you completed in high school? You may have passed or not passed the course, but you remained enrolled until the end.

21. Debajo de College Education, seleccione "No Degree". Debajo de Colleges/Universities Attended, seleccione "None". **NO SELECCIONE NINGUNAS OTRAS OPCIONES.**



The image shows a screenshot of a web form with a light blue background. It contains two main sections, each with a title and a dropdown menu. The first section is titled "College Education" and has a subtitle "College education level as of August 16, 2020" with a help icon. The dropdown menu is set to "No degree". The second section is titled "Colleges/Universities Attended" and has a subtitle "Specify the number of colleges you have attended including those you are currently attending." The dropdown menu is set to "None". At the bottom of the form, there are two buttons: a grey "Save" button and a dark blue "Continue" button. The "Continue" button is circled in red.

College Education

College education level as of August 16, 2020 ?

No degree

Colleges/Universities Attended

Specify the number of colleges you have attended including those you are currently attending.

None

Save Continue

22. Complete la Información de Citizenship/Military (ciudadanía / militar). NOTA: ¡TODOS LOS ESTUDIANTES SON BIENVENIDOS A MOORPARK COLLEGE, INDEPENDIENTEMENTE DE CIUDADANÍA O ESTADO DE INMIGRACIÓN!

Si eres ciudadano de los EE. UU.,
seleccione la opción encerrada en
un círculo a continuación:



Si no eres ciudadano de los EE. UU., seleccione la
opción encerrada en un círculo a continuación. A
continuación, puede seleccionar “**No** documents”

The screenshot shows the 'College Application' page for Moorpark College, Term: SPRING 2020 -202003, Application #: 15175964. The 'Citizenship/Military' section is active. Under 'Citizenship', the 'Citizenship Status' dropdown menu is open, and 'U.S. Citizen' is selected and circled in red. Below this, the 'U.S. Military/Dependent of Military' section has a dropdown menu with 'None apply to me' selected. At the bottom, the 'Continue' button is circled in red.

The screenshot shows the 'College Application' page for Moorpark College, Term: SPRING 2020 -202003, Application #: 15175964. The 'Citizenship/Military' section is active. Under 'Citizenship', the 'Citizenship Status' dropdown menu is open, and 'Other' is selected and circled in red. Below this, the 'U.S. Military/Dependent of Military' section has a dropdown menu with 'None apply to me' selected. In the 'No documents' section, the checkbox is checked and circled in red. At the bottom, the 'Continue' button is circled in red.

23. Responda la pregunta de California Residence, pero no seleccione ningunas de las Out-of-State Activities.

College Application

Moorpark College | Term: FALL 2020 - 202007 | Application #: 17944691

Residency

California Residence

Have you lived in California continuously since August 16, 2018? ⓘ

Yes No

Out-of-State Activities

As of August 16, 2018, have you engaged in any of the following activities? Check each activity that applies.

- I paid taxes outside of California ⓘ
- I registered to vote outside of California ⓘ
- I declared residency at a college or university outside of California ⓘ
- I filed for a lawsuit or divorce outside of California ⓘ

24. Responda las preguntas de residencia especial según su situación, y luego haga clic en "Continue".

Special Residency Categories

At any time in the last 24 months were you determined to be homeless by any of the following agencies? ⓘ

- High school or school district homeless liaison
- Emergency shelter or transitional housing program
- Director of a runaway or homeless youth basic center or transitional living program

Yes No

Have you ever been in [court-ordered foster care](#)? ⓘ

Yes No

23. Responda la pregunta sobre el Main Language según su situación. Seleccione "No" para ambas preguntas sobre Financial Assistance (asistencia financiera). ¡LA ASISTENCIA FINANCIERA NO ESTÁ DISPONIBLE (NI SE NECESITA) PARA LAS CLASES ARTICULADAS PORQUE SON GRATIS!

College Application

Moorpark College | Term: FALL 2020 - 202007 | Application #: 17944691

Needs & Interests

This information you provide on this page will not be used in making admission decisions and will not be used for discriminatory purposes.

Main Language

Are you comfortable reading and writing English?

Yes No

Financial Assistance

Are you interested in receiving information about money for college?

Yes No [clear selection](#)

Are you receiving TANF/CalWORKs, SSI, or General Assistance?

Yes No [clear selection](#)

Seleccione
"No"

26. Para la sección de Athletic Interest, seleccione "No, I am not interested in participating in a sport..." Esta opción se puede cambiar si asiste a Moorpark College después de la escuela secundaria.

Athletic Interest

Are you interested in participating in a sport while attending college?

(Your response does not obligate you in any way. To be eligible to participate on an intercollegiate team, you must be enrolled in at least 12 units.)

- Yes, I am interested in one or more sports, including the possibility of playing on an intercollegiate team.
- Yes, I am interested in participating in some sports, but not in playing on an intercollegiate team.
- No, I am not interested in participating in a sport (beyond taking P.E. classes).

27. No seleccione ningunas de los Programs & Services, porque estos no se aplican a los estudiantes en las clases articuladas de la escuela secundaria. Haga clic en "Continue".

Programs & Services

Check the programs and services in which you are interested. (Not all college campuses offer every program and service listed.)

- Academic counseling/advising
- Basic skills (reading, writing, math)
- CalWorks
- Career planning
- Child care
- Counseling - personal
- DSPS - Disabled Student Programs and Services
- EOPS - Extended Opportunity Programs and Services
- ESL - English as a Second Language
- Health services
- Housing information
- Employment assistance
- Online classes
- Re-entry program (after 5 years out)
- Scholarship information
- Student government
- Testing, assessment, orientation
- Transfer information
- Tutoring services
- Veterans services

Save Continue

28. Complete la Demographic Information si lo desea; es opcional y voluntaria.

College Application

Moorpark College | Term: FALL 2020 - 202007 | Application #: 17944691

Demographic Information

Gender/Transgender

This information will be used for state and federal reporting purposes. It is optional and voluntary and will not be used for a discriminatory purpose. "Gender" in this context, means a person's sex, or a person's [gender identity](#) and [gender expression](#).

Gender ⓘ

-- Select Gender --



Do you consider yourself [transgender?](#) ⓘ

-- Select Transgender Response --



Sexual Orientation

By California law, the California Community Colleges collect voluntary demographic information regarding the sexual orientation, gender identity, and gender expression of students.

- This information is used for summary demographic reporting and will not be used for a discriminatory purpose.
- Your responses are kept private and secure.
- Providing this information is optional.

Please indicate your [sexual orientation](#) ⓘ

-- Select Sexual Orientation --



29. Ingrese el (los) nivel (es) de educación de sus padres o tutores, y luego seleccione su Raza / Etnia. Haga clic en “Continue.”

Parent/Guardian Educational Levels

Regardless of your age, please indicate the education levels of the [parents and/or guardians who raised you](#).

Parent or Guardian 1 @

-- Select Education Level --

Parent or Guardian 2 @

-- Select Education Level --

Race/Ethnicity

Per U.S. Department of Education guidelines, colleges are required to collect this racial and ethnic data.

Check the box below if you identify as Hispanic or Latino. If you indicate that you are Hispanic or Latino, you will have the option to select more specific ancestry groups.

Are you Hispanic or Latino?

Yes No

Check all of the ethnicity, nation, and ancestry groups that you identify with. When you select a major ethnicity group, you will have the option to select more specific ancestry groups. Select all that apply.

Asian

American Indian or Alaska Native

Black or African American

Native Hawaiian or Other Pacific Islander

Middle Eastern or North African

White

Save **Continue**

30. Responda las Supplemental Questions según sus necesidades y preferencias, luego haga clic en "Continue".

Moorpark College | Term: FALL 2020 - 202007 | Application #: 17944691

Supplemental Questions

Moorpark College would like to gather some additional information on your application to college. The following questions are optional and have no bearing on any admissions, financial aid or curricular decisions. Answers are kept confidential and are not involved in the admissions process. Please check each item that applies to you.

Supplement A

You have a physical limitation such as a hearing, speech, visual, mobility or health impairment and/or learning disability.

Yes No

You are in the first generation of college students in your family. Neither your mother or father attended college.

Yes No

You are interested in participating in Student Activities.

Yes No

You need to arrange for child care in order to attend classes.

Yes No

You have been laid off or terminated from your job, are long-term unemployed, and are at least 22 years of age and would like financial assistance.

Yes No

Are you a military veteran with a service-connected disability?

Yes No

31. Seleccione "I consent". Si desea revisar su solicitud antes de enviarla, haga clic en "Review My Application."

College Application

Moorpark College | Term: FALL 2020 - 202007 | Application #: 17944691

Submission

Review Your Responses

[Save as PDF](#)

We recommend that you review your responses to ensure you've provided complete and accurate information.

[Review My Application](#)

Request for Consent to Release Information

I authorize the Chancellor's Office, California Community Colleges, and the community colleges I am attending to release necessary personal information contained in my education records, including my Social Security number, for the purposes described below. To learn more about how your personal information is stored and used, see the [Privacy Policy](#). ⓘ

- To federal or state agencies to evaluate jointly administered programs or to comply with reporting requirements;
- To data matching services to measure student success in transferring to four-year colleges or universities;
- To colleges, universities, or government agencies to promote outreach to students and to enhance transfer;
- To the California Student Aid Commission to facilitate the award of financial aid; and
- To organizations or agencies assisting the Chancellor's Office or the community colleges you attend with research and analysis.

I consent

I do not consent


32. Después de leer la información, marque las dos casillas encerradas en los círculos de abajo, y luego haga clic en “Submit My Application“ para enviar su solicitud.

Submit Your Application


You are about to submit your application to Moorpark College.
NO CHANGES can be made to your application once it is submitted.

California state law* allows you to submit your application and residency information online with an electronic signature verification. Your completion of this page will provide the necessary verification for electronic submission. The security and privacy of the information in your submitted application are protected as described in the CCCApply Privacy Policy.

* Section 24300 of subchapter 4.5 of chapter 5 of division 6 of title 2 of the California Code of Regulations.

By checking here, I, Manny Moorpark, declare that: 

- All of the information in this application pertains to me.
- Under penalty of perjury, the statements and information submitted in this online admission application are true and correct.
- I understand that falsification, withholding pertinent data, or failure to report changes in residency may result in District action.
- I understand that all materials and information submitted by me for purposes of admission become the property of Moorpark College.

By checking here, I, Manny Moorpark, acknowledge understanding that: 

- Federal and state financial aid programs are available and may include aid in the form of grants, work study, and/or any available student loans. I am aware that I may apply for assistance for up to the total cost of my education including enrollment fees, books & supplies, transportation, and room and board expense.
- I may apply for financial assistance if I am enrolled in an eligible program of study (certificate, associate degree, or transfer), and may receive aid if qualified, regardless of whether I am enrolled full-time or part-time.
- Financial aid program information and application assistance are available in the financial aid office at the college. The application is also available on-line.

Note: CCCApply will provide links to financial aid information and applications after you submit this application. You can also find financial aid information at www.cicanaffordcollege.com, and on most college websites.

33. Después de hacer clic en “Submit My Application”, habrá terminado. Asegúrese de leer atentamente la información y las instrucciones de la página siguiente. Posteriormente, se le puede pedir que complete una encuesta de solicitud, pero esto es opcional.

Pasos siguientes (¡POR FAVOR LEA ESTO DETENIDAMENTE!)

- En unos días recibirá un correo electrónico en la dirección de correo electrónico que proporcionó.
- El correo electrónico dice, “Welcome to Moorpark College” y contendrá su número de identificación de estudiante.
- **Recuerde que su número de identificación de Moorpark College es un número de 9 dígitos que comienza con “900”**
- Su número de identificación de Moorpark College (también conocido como su “900 Number”) se utilizará en el siguiente paso del proceso de articulación de la escuela secundaria, cuando cree una cuenta en CATEMA.com
- *IMPORTANTE: También recibirá un correo electrónico que menciona su “CCCID.” EL CCCID NO ES su número de identificación de Moorpark College y no es necesario que lo recuerde.*